

FR4 PCB BASED 4PAD SMD CMOS/TTL/SW VCXO (14.3 x 8.7 x 5.5mm)
FEATURES:

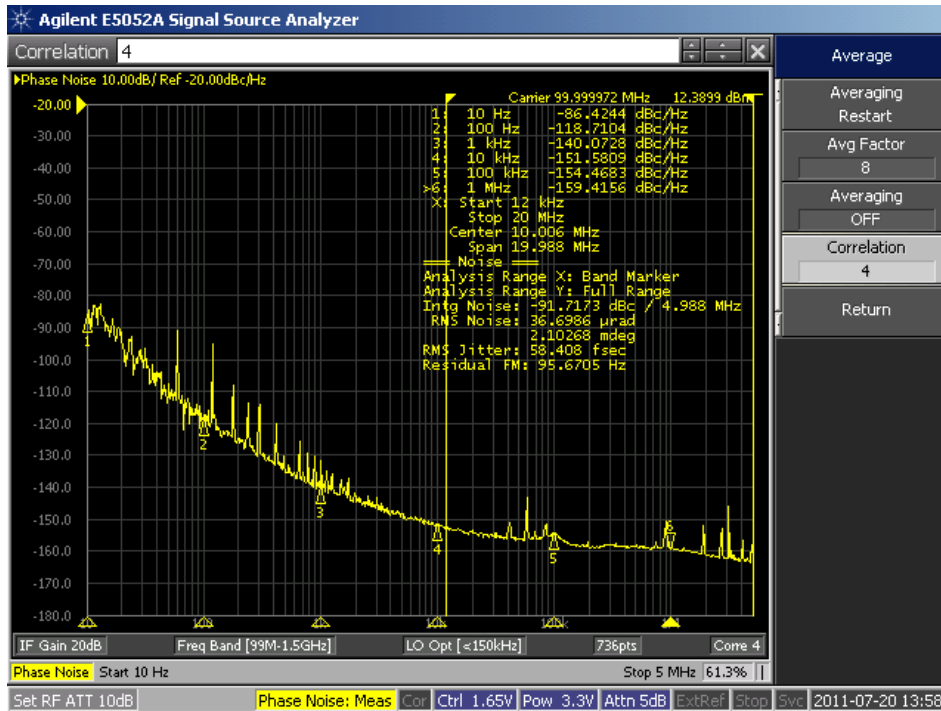
- CMOS/TTL/SW HIGH FREQUENCY RANGE
- LOW JITTER / LOW CURRENT
- SUITABLE FOR REFLOW


■ SPECIFICATION

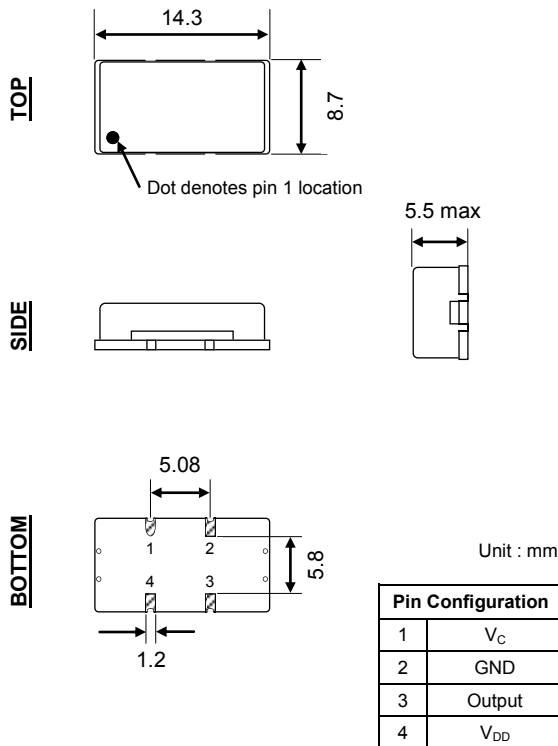
PARAMETER		MIN.	TYP.	MAX.	UNIT	NOTE	
FREQUENCY RANGE	CMOS/TTL	0.001		800.000	MHz		
	SW	10		50	MHz		
FREQUENCY STABILITY		±10		±100	ppm	See P/N guide for other options	
OPERATING TEMPERATURE RANGE		-40		85	°C	See P/N guide for other options	
STORAGE TEMPERATURE RANGE		-55		105	°C		
SUPPLY VOLTAGE ±5%		3.3		5.0	V	See P/N guide for other options	
SUPPLY CURRENT	CMOS/TTL	1kHz ≤ f ≤ 40MHz		30	mA		
		40MHz < f ≤ 800MHz		100	mA		
	SW	10MHz ≤ f ≤ 50MHz		30	mA		
		50MHz < f ≤ 190MHz		70	mA		
OUTPUT	LOAD	CMOS		15	pF		
		TTL		10	TTL		
		SW		50	Ω		
	LEVEL	CMOS (V _{OH})		0.9 x V _{DD}		V	
		CMOS (V _{OL})			0.1 x V _{DD}	V	
		TTL (V _{OH})		2.4		V	
		TTL (V _{OL})			0.4	V	
		SW (3.3V)			0	dBm	
		SW (5.0)			10	dBm	
	SYMMETRY (DUTY CYCLE)		40		60	%	CMOS/TTL only
	RISE AND FALL TIME (Tr/Tf)				10.0	nS	CMOS/TTL only
	START-UP TIME				10	mS	
	FREQUENCY DEVIATION		±50		±150	ppm	See P/N guide for other options
CONTROL VOLTAGE	3.3V	0.15		3.15	V		
	5.0V	0		5	V		
LINEARITY				10	%		
PHASE NOISE			-154.4683		dBc	@ 100MHz	

Transko Electronics, Inc reserves the right to make changes to the product (s), service (s), and specification (s) described herein without notice. See "Terms of Sale" for details on our website.

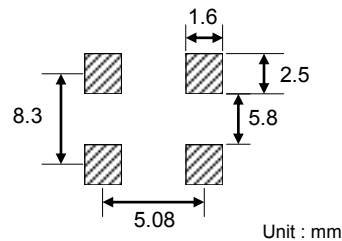
■ PHASE NOISE (TYPICAL) @ 100MHz (0°C to 70°C)



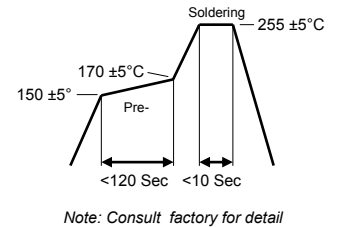
■ PACKAGE DIMENSIONS



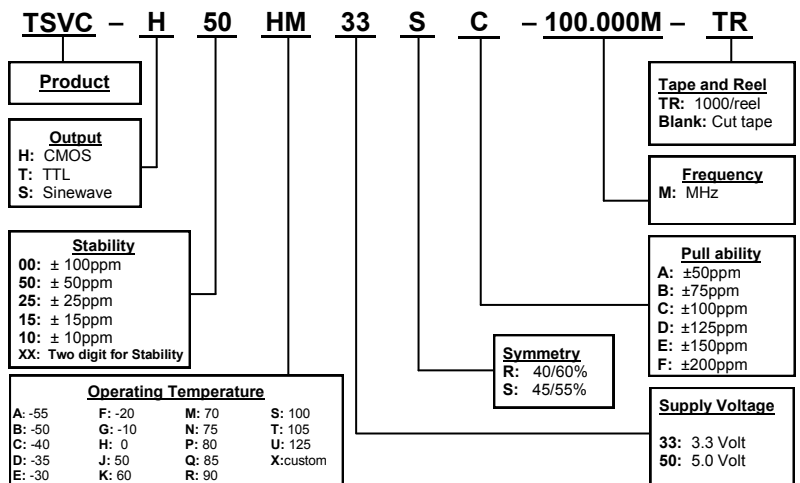
■ SOLDER PATTERN



■ REFLOW PROFILE



■ PART NUMBERING GUIDE



Transko Electronics, Inc reserves the right to make changes to the product (s), service (s), and specification (s) described herein without notice. See "Terms of Sale" for details on our website.