


TCXO/VCTCXO ULTRA MINIATURE SMD (3.2 x 2.5 x 1.0mm)

FEATURES:

- DIGITALLY COMPENSATED
- LOW VOLTAGE / TIGHT STABILITY
- LOW COST FOR A TIGHT STABILITY TCXO

APPLICATIONS:

- Cellular Phone, CDMA
- GSM, GPS
- SONET, Microprocessor

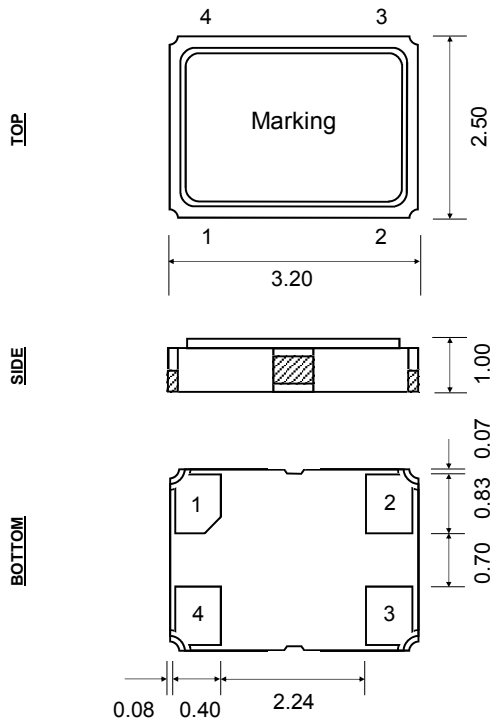


■ SPECIFICATION

PARAMETER		MIN.	TYP.	MAX.	UNIT	NOTE	
FREQUENCY RANGE		4		54	MHz		
STANDARD FREQUENCIES		10.000MHz, 13.000MHz, 19.200MHz, 19.680MHz, 25.000MHz, 26.000MHz					
FREQUENCY TOLERANCE				±1.5	ppm	@ V _c = 1/2V _{DD} DC @ 25°C ± 2°C	
FREQUENCY STABILITY	vs. TEMPERATURE RANGE			±2.5	ppm	See P/N guide for other options	
	vs. LOAD ± 5%			±0.3	ppm		
	vs. SUPPLY VOLTAGE ± 5%			±0.3	ppm		
	vs. AGING			±1.0	ppm/year		
OPERATING TEMPERATURE RANGE		-30		+85	°C	See P/N guide for other options	
STORAGE TEMPERATURE RANGE		-40		+85	°C		
SUPPLY VOLTAGE ±5%		1.8		3.3	V	See P/N guide for other options	
SUPPLY CURRENT	CMOS			6.0	mA		
	CSW			2.0	mA		
OUTPUT	LOGIC FAMILY	CMOS / Clipped Sine wave (DC-coupling)					
	LOAD	CMOS	15pF				
		CSW	10kΩ//10pF				
	LEVEL	CMOS (V _{OH})	0.8 x V _{DD}			V	
		CMOS (V _{OL})			0.2 x V _{DD}	V	
		CSW	0.8			V _{P-P}	
	SYMMETRY (DUTY CYCLE)		40		60	%	
	RISE AND FALL TIME (Tr/Tf)				10	nS	For CMOS
START-UP TIME				2.0	mS		
FREQUENCY DEVIATION		±3.0		±15.0	ppm	See P/N guide for other options	
CONTROL VOLTAGE		0		V _{DD}	V	Center = 1/2 V _{DD}	
SLOPE		Positive					
PHASE NOISE @ 12.8MHZ	1kHz			-130	dBc/Hz		

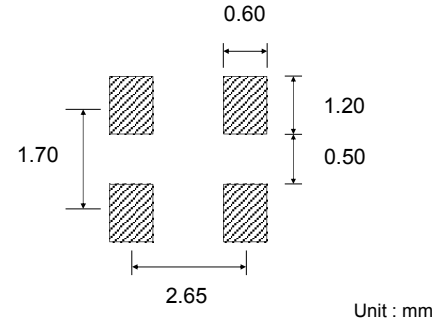
Transko Electronics, Inc reserves the right to make changes to the product (s), service (s), and specification (s) described herein without notice. See "Terms of Sale" for details on our website.

■ PACKAGE DIMENSIONS

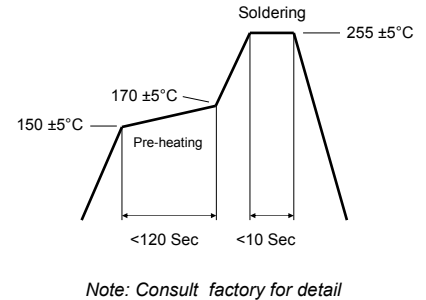


Pin Configuration	
1	N/C or Vc
2	GND
3	Output
4	V _{DD}

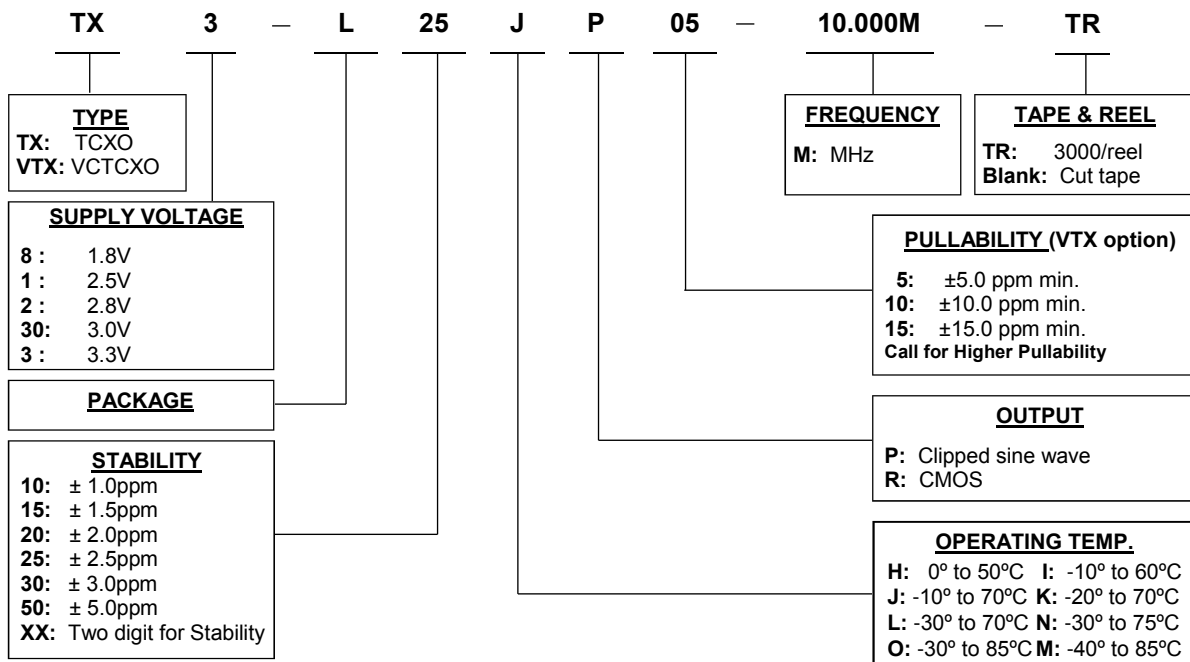
■ SOLDER PATTERN



■ REFLOW PROFILE



■ PART NUMBERING GUIDE



Transko Electronics, Inc reserves the right to make changes to the product (s), service (s), and specification (s) described herein without notice. See "Terms of Sale" for details on our website.