

## ULTRA MINIATURE SMD HCMOS OSCILLATOR (2.0 x 1.6 x 0.9mm)

### FEATURES:

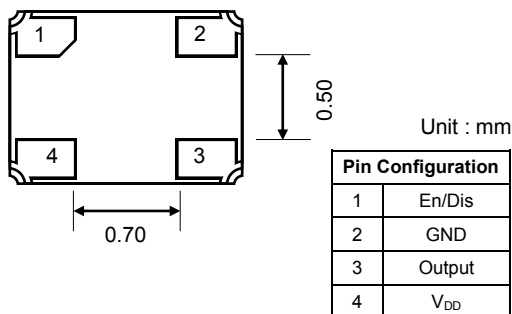
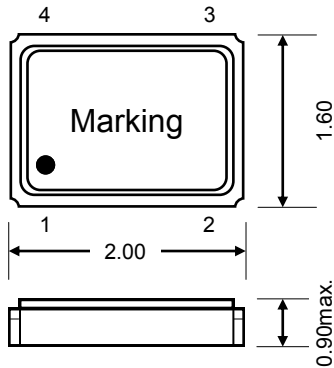
- WIDE FREQUENCY RANGE
- LOW VOLTAGE / LOW CURRENT
- ENABLE / DISABLE



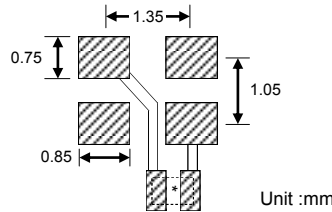
### ■ SPECIFICATION

<b>FREQUENCY RANGE</b>		1.000MHz ~ 60.000MHz		1.000MHz ~ 80.000MHz
<b>FREQUENCY STABILITY</b>		±25ppm ~ ±100ppm		
<b>OPERATING TEMPERATURE RANGE</b>		STD: 0°C ~ 70°C, Option: -40°C ~ 85°C (See P/N guide for other options)		
<b>STORAGE TEMPERATURE RANGE</b>		-55°C ~ 125°C		
<b>SUPPLY VOLTAGE ±10%</b>		1.8V <sub>DC</sub>	2.5V <sub>DC</sub>	3.3V <sub>DC</sub>
<b>SUPPLY CURRENT</b>	1MHz ≤ f ≤ 10MHz:	0.4mA typ.	2.0mA typ.	2.0mA typ.
	10MHz < f ≤ 20MHz:	1.0mA typ.	2.0mA typ.	2.0mA typ.
	20MHz < f ≤ 25MHz:	1.0mA typ.	2.0mA typ.	3.0mA typ.
	25MHz < f ≤ 50MHz:	2.0mA typ.	4.0mA typ.	3.0mA typ.
	50MHz < f ≤ 60MHz:	-	4.0mA typ.	5.0mA typ.
<b>OUTPUT</b>	<b>LOGIC FAMILY</b>	HCMOS		
	<b>LOAD</b>	15pF		
	<b>LEVEL LOGIC '1' (V<sub>OH</sub>)</b>	0.9 x V <sub>DD</sub> min.		
	<b>LEVEL LOGIC '0' (V<sub>OL</sub>)</b>	0.1 x V <sub>DD</sub> max.		
	<b>SYMMETRY(DUTY CYCLE)</b>	STD: 40% / 60% @ 1/2V <sub>DD</sub> level, Option: 45% / 55%		
	<b>RISE AND FALL TIME (Tr/Tf)</b>	3.0nS typ. 10nS max.		
<b>STAND-BY VOLTAGE</b>	<b>ENABLE (V<sub>IH</sub>)</b>	0.7 x V <sub>DD</sub> ≤ V <sub>IH</sub> ≤ V <sub>DD</sub> or N/C		
	<b>DISABLE (V<sub>IL</sub>)</b>	V <sub>IL</sub> ≤ 0.3 x V <sub>DD</sub>		
<b>ENABLE DELAY TIME</b>	10mS max.			
<b>DISABLE DELAY TIME</b>	10mS max.			
<b>AGING @ 25°C ± 3°C</b>	±3.0ppm / 1 <sup>st</sup> year max.			
<b>PHASE JITTER RMS (12kHz ~ 20MHz)</b>	1.0pS max.			

### ■ PACKAGE DIMENSIONS

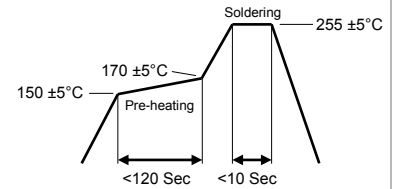


### ■ SOLDER PATTERN



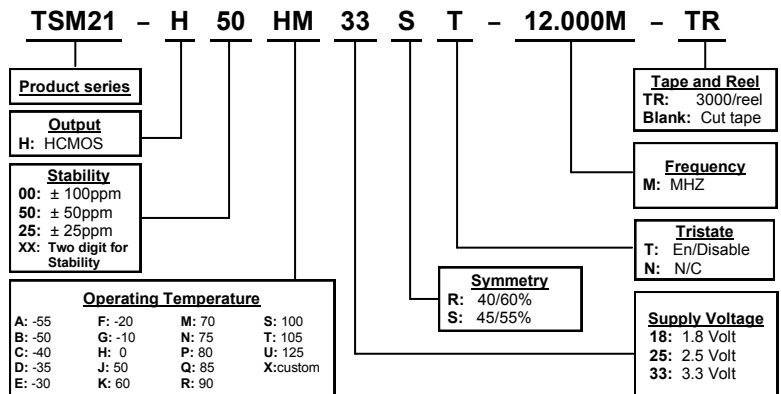
\*0.01µF to 0.1µF bypass capacitor recommended

### ■ REFLOW PROFILE



Note: Consult factory for detail

### ■ PART NUMBERING GUIDE



Transko Electronics, Inc reserves the right to make changes to the product (s), service (s), and specification (s) described herein without notice. See "Terms of Sale" for details on our website.