


MINIATURE SMD PROGRAMMABLE OSCILLATOR (2.5 x 2.0 x 1.0mm)

FEATURES:

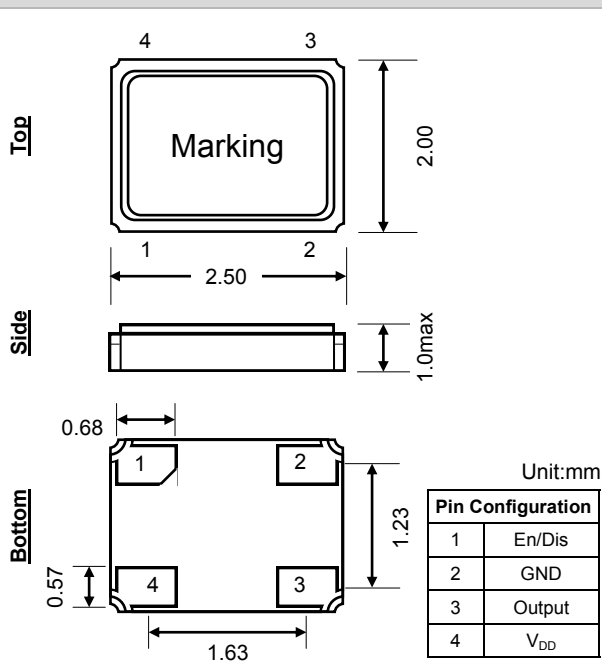
- CMOS PROGRAMMABLE OSCILLATOR
- ULTRA MINITURE SMD PACKAGE WITH CMOS OUTPUT
- LOW PEAK TO PEAK JITTER



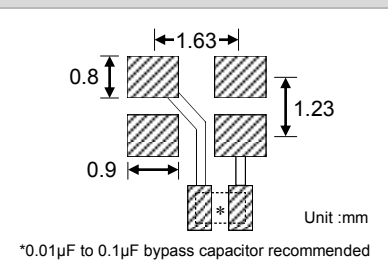
■ SPECIFICATION

FREQUENCY RANGE		1MHz ~ 100.000MHz	1MHz ~ 166MHz	1MHz ~ 200MHz
FREQUENCY STABILITY	vs. OPERATING TEMP. vs. SUPPLY VOLTAGE	±10ppm ~ ±100ppm ±2ppm max.		
OPERATING TEMPERATURE RANGE		STD: 0°C ~ 70°C, Option: -40°C ~ 85°C (See P/N guide for other options)		
STORAGE TEMPERATURE RANGE		-55°C ~ 125°C		
SUPPLY VOLTAGE ± 10%		1.8V _{DC}	2.5V _{DC}	3.3V _{DC}
SUPPLY CURRENT	1MHz ≤ f < 30MHz	6mA max.	8mA max.	10mA max.
	30MHz ≤ f < 75MHz	8mA max.	10mA max.	15mA max.
	75MHz ≤ f < 133MHz	12mA max.	15mA max.	20mA max.
	133MHz ≤ f < 166MHz	—	15mA max.	22mA max.
	166MHz ≤ f < 200MHz	—	—	25mA max.
OUTPUT	LOGIC FAMILY	HCMOS		
	LOAD	15pF		
	LEVEL LOGIC '1' (V_{OH})	0.9 x V _{DD} min.		
	LEVEL LOGIC '0' (V_{OL})	0.1 x V _{DD} max.		
	SYMMETRY(DUTY CYCLE)	STD: 40% / 60%, Option: 45% / 55%		
RISE AND FALL TIME (Tr/Tf):	1MHz ≤ f < 10MHz	5.0nS max.	4.0nS max.	3.0nS max.
	10MHz ≤ f	4.0nS max.	3.0nS max.	2.0nS max.
START-UP TIME		2.0mS max.		
STAND-BY VOLTAGE	ENABLE (V_{IH})	0.7 x V _{DD} ≤ V _{IH} ≤ V _{DD} or N/C		
	DISABLE (V_{IL})	V _{IL} ≤ 0.3 x V _{DD}		
STAND-BY CURRENT		15µA max.		
AGING @ 25°C ± 3°C		±3.0ppm / 1 st year max.		
PHASE JITTER RMS (12kHz ~ 20MHz)		20pS max.		

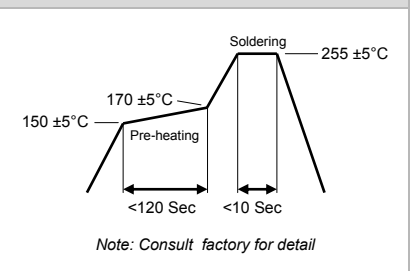
■ PACKAGE DIMENSIONS



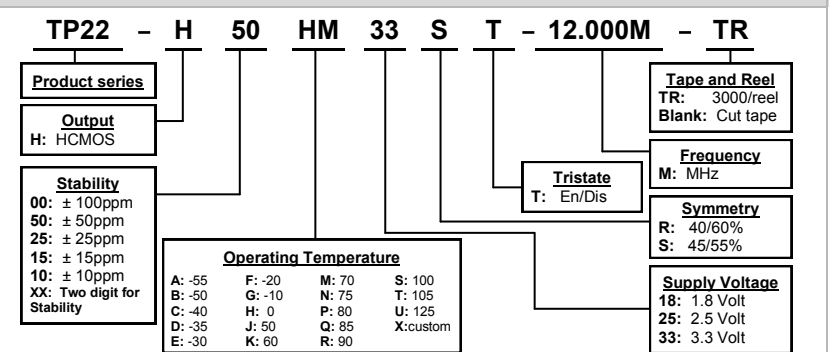
■ SOLDER PATTERN



■ REFLOW PROFILE



■ PART NUMBERING GUIDE



Transko Electronics, Inc reserves the right to make changes to the product (s), service (s), and specification (s) described herein without notice. See "Terms of Sale" for details on our website.