

Power Inductor SMD (28 X 28.5 X 18mm)

FEATURES

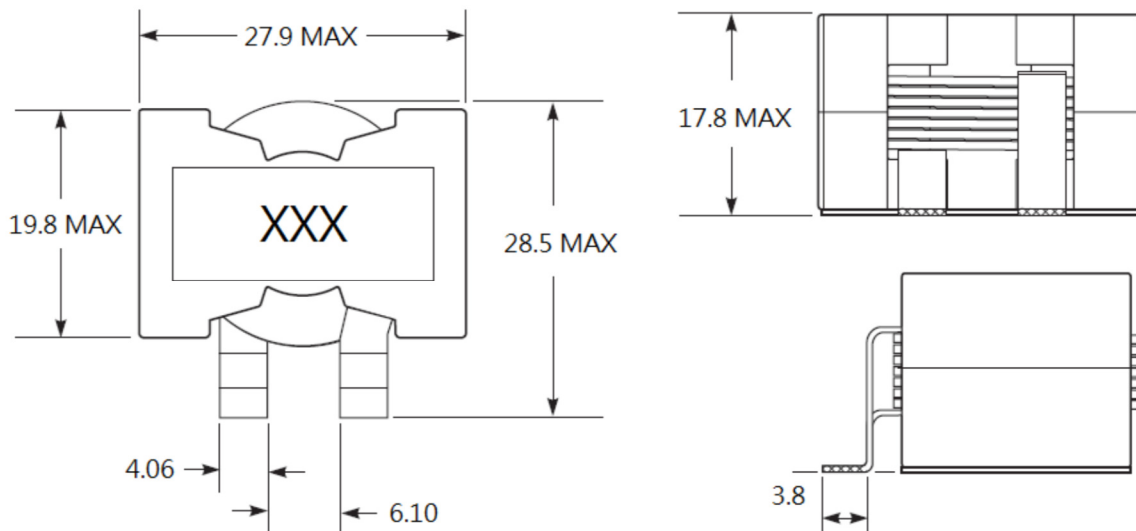
- Halogen Free RoHS compliant

SPECIFICATION

Part No.	Inductance (μ H)	Tolerance (%)	DC Resistance (m Ω) Max.	Rated DC Current (A) Typ.	
				$\Delta L/L=20\%$	$\Delta T=40^{\circ}\text{C}$
TPQ2918HF-100K	10	± 10	2.86	31.2	28.0
TPQ2918HF-220K	22	± 10	2.86	14.0	28.0

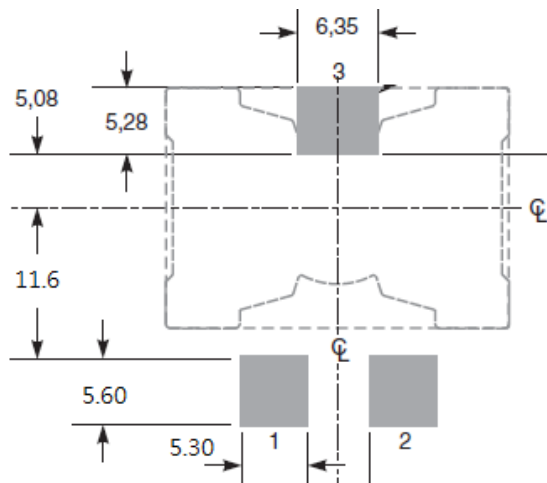
- Measurement frequency of Inductance value : at 100KHz, 0.25V
- Test equipment: CH3302 / CH1320

DIMENSION

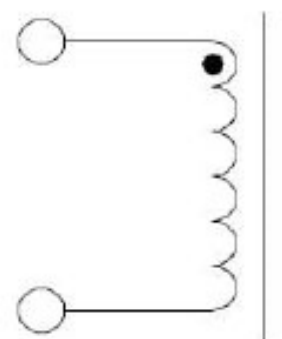


UNIT	mm
------	----

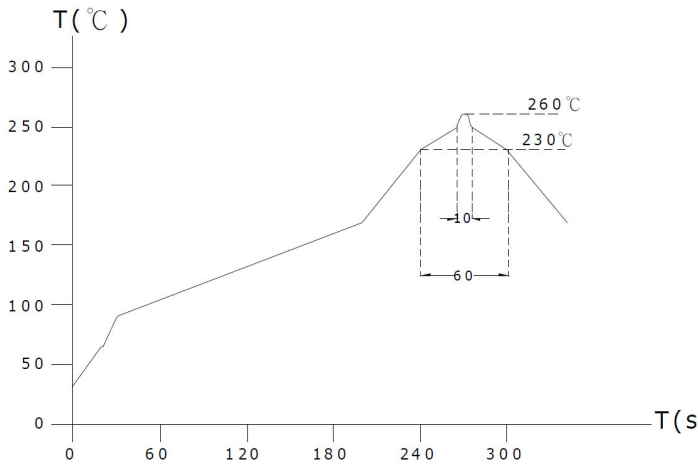
SOLDER PATTERN



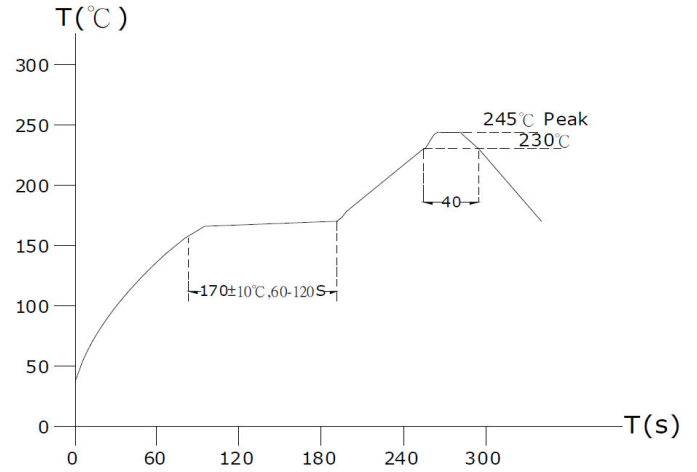
SCHEMATIC



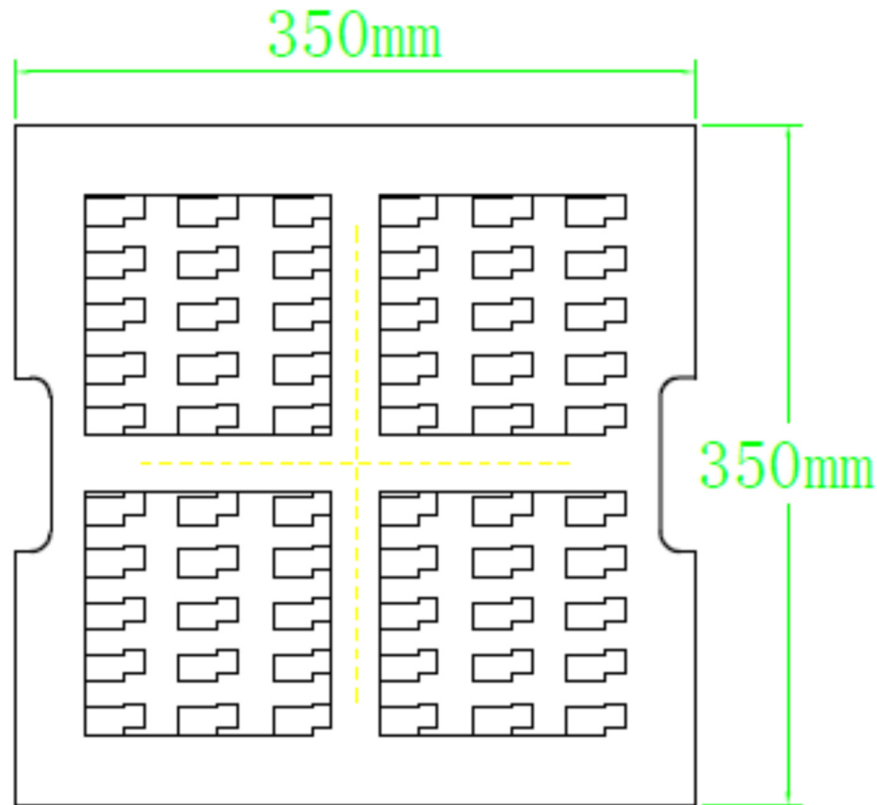
LEAD-FREE HEAT ENDURANCE TEST



LEAD-FREE RECOMMENDED REFLOW



TRAY DIMENSIONS (420 pcs per tray)



RELIABILITY TEST

1. Operating temperature range
-40 TO + 125°C (Includes temperature when the coil is heated)
2. External appearance
On visual inspection, the coil has no external defects.
3. Terminal strength
After soldering. Between copper plate and terminals of coil. Push in two directions of X.Y
withstanding at below conditions.
Terminal should not peel off. (refer to figure at right)
5.0N 60 sec.
4. Insulating resistance
Over 100MΩ at 100V D.C. between coil and core.
5. Dielectric strength
No dielectric breakdown at 100V D.C. for 1 minute between coil and core.
6. Temperature characteristics
Inductance coefficient $(0\sim 2,000)\times 10^{-6}/^{\circ}\text{C}$ (-25~+80°C)
inductance deviation within $\pm 5.0\%$, after 96 hours
7. Humidity characteristics (Moisture Resistance)
Inductance deviation within $\pm 5\%$, after 96 hours in 90~95% relative humidity at $40 \pm 2^{\circ}\text{C}$
and 1 hour drying under normal condition.
8. Vibration resistance
Inductance deviation within $\pm 5\%$, after vibration for 1 hour. In each of three orientations at
sweep vibration (10~55~10 Hz) with 1.5mm P-P amplitudes.
9. Shock resistance
Inductance deviation within $\pm 5\%$, after being dropped once with 981m/s^2 (100G) shock
attitude upon a rubber block method shock testing machine, in three different orientations.
10. Resistance to Soldering Heat: 260°C, 10 seconds (See recommended reflow)
11. Storage environment
Temperature: 0°C~35°C; -40°C~105°C (after mounting on PCB)
Humidity Range: 50% ~ 70% RH
12. Use components within 12 months.
If 12 months or more have elapsed, check solderability before use.

