


CERAMIC SMD CRYSTAL (6.0 x 3.5 x 1.1mm)

FEATURES:

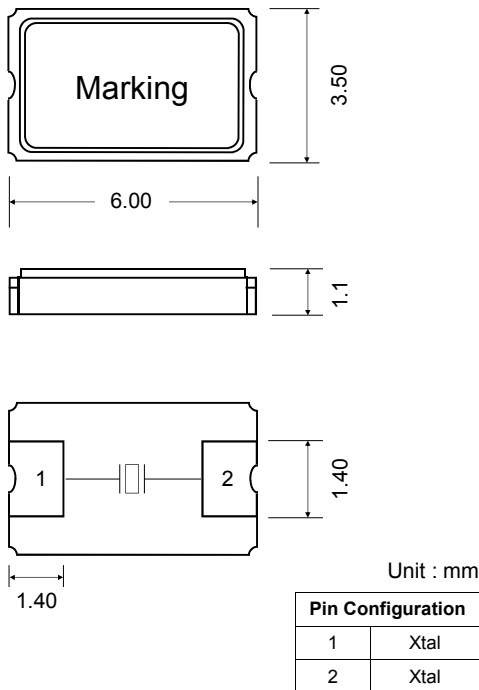
- HIGH FREQUENCY RANGE
- LOW COST SMD PACKAGE
- LOW PROFILE / SUITABLE FOR REFLOW



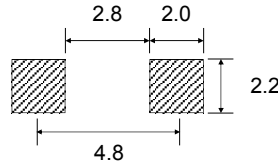
■ SPECIFICATION

FREQUENCY RANGE	7.000MHz ~ 200.000MHz
FREQUENCY TOLERANCE @ 25°C	±10ppm ~ ±50ppm (See P/N guide for other options)
FREQUENCY STABILITY	±10ppm ~ ±50ppm (See P/N guide for other options)
OPERATING TEMPERATURE RANGE	STD: 0°C ~ 70°C, Option: -40°C ~ 85°C (See P/N guide for other options)
STORAGE TEMPERATURE RANGE	-55°C ~ 125°C
LOAD CAPACITANCE	STD: 18pF (See P/N guide for other options)
SHUNT CAPACITANCE	5.0pF max.
INSULATION RESISTANCE	500MΩ min. @ 100V _{DC} ± 15V _{DC}
DRIVE LEVEL	100μW ~ 200μW max. – contact factory for higher drive level
AGING @ 25°C ± 3°C	±3.0ppm / 1 st year max.
EQUIVALENT SERIES RESISTANCE	Fundamental: 7.000MHz ~ 12.000MHz: 100Ω max. Fundamental: 12.001MHz ~ 14.000MHz: 60Ω max. Fundamental: 14.001MHz ~ 54.000MHz: 40Ω max. 3rd overtone: 40.000MHz ~ 200.000MHz: 80Ω max.
OPERATION MODE	AT cut, Fundamental or 3 rd overtone

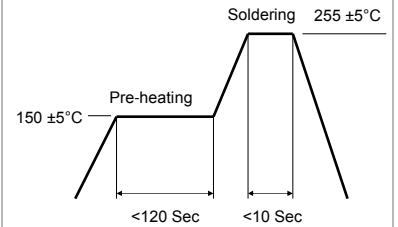
■ PACKAGE DIMENSIONS



■ SOLDER PATTERN



■ REFLOW PROFILE



■ PART NUMBERING GUIDE

CS63B – F		00	00	HM	08 –	20.000M	– TR
Mode F: Fundamental T: 3 rd overtone		Stability 00: ± 100ppm 50: ± 50ppm 25: ± 25ppm 15: ± 15ppm 10: ± 10ppm XX: Two digit for Stability		Load Capacitance 08: 8pF 20: 20pF 10: 10pF 22: 22pF 12: 12pF 24: 24pF 16: 16pF 28: 28pF 18: 18pF 32: 32pF S: Series		Other Options TR: Tape and reel Frequency M: MHz	
Tolerance @ 25°C 00: ± 100ppm 50: ± 50ppm 30: ± 30ppm 25: ± 25ppm 10: ± 10ppm XX: Two digit for Tolerance		Operating Temperature A: -55 F: -20 M: 70 S: 100 B: -50 G: -10 N: 75 T: 105 C: -40 H: 0 P: 80 U: 125 D: -35 J: 50 Q: 85 X: custom E: -30 K: 60 R: 90					

Transko Electronics, Inc reserves the right to make changes to the product (s), service (s), and specification (s) described herein without notice. See "Terms of Sale" for details on our website.