


## ULTRA MINIATURE CERAMIC SMD CRYSTAL (2.5 x 2.0 x 0.55mm)

### FEATURES:

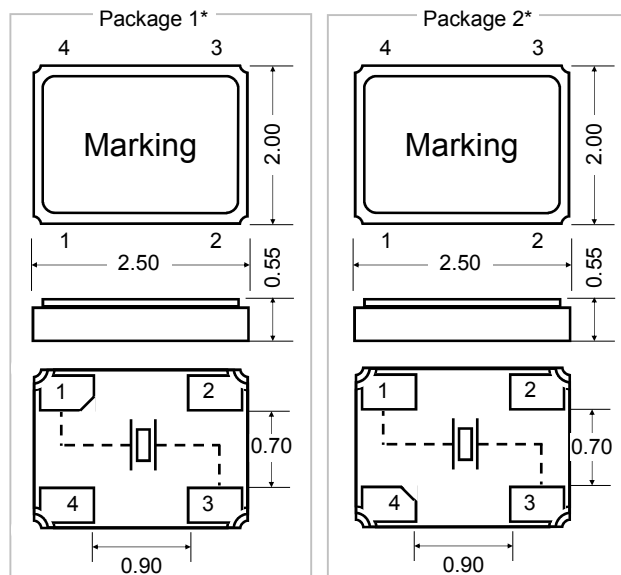
- WIDE FREQUENCY RANGE
- AUTOMOTIVE GRADE AEC-Q200 QUALIFIED VERSION AVAILABLE
- SUITABLE FOR REFLOW



### ■ SPECIFICATION

<b>FREQUENCY RANGE</b>	12.000MHz ~ 60.000MHz		
<b>STANDARD FREQUENCIES</b>	16.000000MHz 20.250000MHz 24.545450MHz 27.000000MHz	20.000000MHz 22.000000MHz 24.576000MHz 28.636363MHz	20.480000MHz 24.000000MHz 26.000000MHz 32.000000MHz
<b>FREQUENCY TOLERANCE @ 25°C</b>	±10ppm ~ 50ppm (See P/N guide for other options)		
<b>FREQUENCY STABILITY</b>	±10ppm ~ 50ppm (See P/N guide for other options)		
<b>OPERATING TEMPERATURE RANGE</b>	STD: 0°C ~ 70°C, Option: -40°C ~ 85°C (See P/N guide for other options)		
<b>STORAGE TEMPERATURE RANGE</b>	-55°C ~ 125°C		
<b>LOAD CAPACITANCE</b>	STD: 8pF (See P/N guide for other options)		
<b>SHUNT CAPACITANCE</b>	3.5pF max.		
<b>INSULATION RESISTANCE</b>	500MΩ min. @ 100V <sub>DC</sub> ± 15V <sub>DC</sub>		
<b>DRIVE LEVEL</b>	300μW max.		
<b>AGING @ 25°C ± 3°C</b>	±2.0ppm / 1 <sup>st</sup> year max.		
<b>EQUIVALENT SERIES RESISTANCE</b>	12.000MHz - 16.000MHz: 180Ω max. 16.001MHz - 20.000MHz: 150Ω max. 20.001MHz - 30.000MHz: 100Ω max. 30.001MHz - 40.000MHz: 60Ω max. 40.001MHz - 60.000MHz: 50Ω max.		
<b>OPERATION MODE</b>	AT cut, Fundamental		

### ■ PACKAGE DIMENSIONS

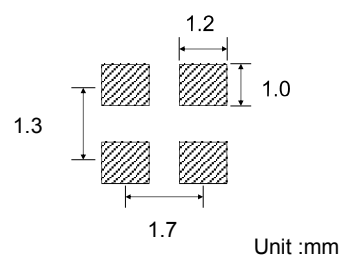


\* Package 1 and 2 are provided interchangeably based on material availability.  
\*\* Different chamfer location between package 1 and 2.

Pin Configuration	
1	Xtal
2	GND
3	Xtal
4	GND

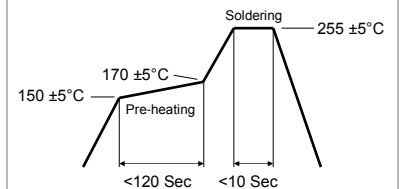
Unit : mm

### ■ SOLDER PATTERN



Unit : mm

### ■ REFLOW PROFILE



Note: Consult factory for detail

### ■ PART NUMBERING GUIDE

CS22 - F - 50 - 50 - HM - 08 - 26.000M - TR

<b>Product series</b> CS22	<b>Stability</b> 50: ± 50ppm 30: ± 30ppm 25: ± 25ppm 15: ± 15ppm 10: ± 10ppm XX: Two digit for Stability	<b>Load Capacitance</b> 08: 8pF 10: 10pF 12: 12pF 16: 16pF 18: 18pF 20: 20pF 22: 22pF 24: 24pF 28: 28pF 32: 32pF S: Series	<b>Options</b> Q: AEC-Q200 Qualified TR: Tape and reel
<b>Mode</b> F: Fundamental	<b>Tolerance @ 25°C</b> 50: ± 50ppm 30: ± 30ppm (standard) 25: ± 25ppm 15: ± 15ppm 10: ± 10ppm XX: Two digit for Tolerance	<b>Operating Temperature</b> A: -55 B: -50 C: -40 D: -35 E: -30 F: -20 G: -10 H: 0 J: 50 K: 60 M: 70 N: 75 P: 80 Q: 85 R: 90 S: 100 T: 105 U: 125 X: custom	<b>Frequency</b> M: MHz

Transko Electronics, Inc reserves the right to make changes to the product (s), service (s), and specification (s) described herein without notice. See "Terms of Sale" for details on our website.