

TEMPERATURE SENSING SMD CRYSTAL (1.6 x 1.2 x 0.65mm)

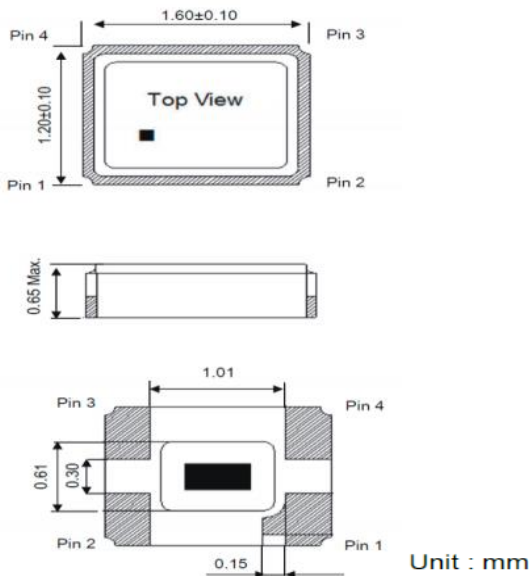
FEATURES:

- HIGH FREQUENCY STABILITY
- EXCELLENT THERMAL COUPLING
- FOR MOBILE COMMUNICATION

■ SPECIFICATION

FREQUENCY RANGE	26.000 MHz ~ 54.000 MHz
FREQUENCY TOLERANCE @ 25 °C	±10 ppm max. (See P/N guide for other options)
FREQUENCY STABILITY	±10 ppm max. (See P/N guide for other options)
OPERATING TEMPERATURE RANGE	-30 °C ~ 85 °C (See P/N guide for other options)
STORAGE TEMPERATURE RANGE	-40 °C ~ 85 °C
LOAD CAPACITANCE	8 pF, 10 pF, 12 pF (See P/N guide for other options)
SHUNT CAPACITANCE	3 pF max.
DRIVE LEVEL	100 μW max.
AGING @ 25°C	±3.0 ppm / 1 st year max.
EQUIVALENT SERIES RESISTANCE	100 Ω max.
OPERATION MODE	Fundamental
THERMISTOR RESISTANCE @ 25 °C	100 KΩ
THERMISTOR B-CONSTANT @ 25 ~ 50 °C	4250

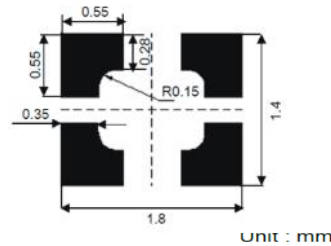
■ PACKAGE DIMENSIONS



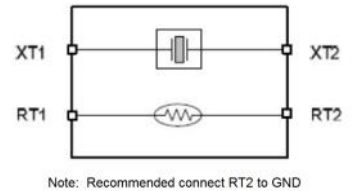
Note:
Pin 2 is connected to the metal lid and thermistor
Pin 4 is connected to the thermistor only

	Symbol	Function
Pin 1	XT1	XTAL Terminal 1
Pin 2	RT2	Thermistor Terminal 2
Pin 3	XT2	XTAL Terminal 2
Pin 4	RT1	Thermistor Terminal 1

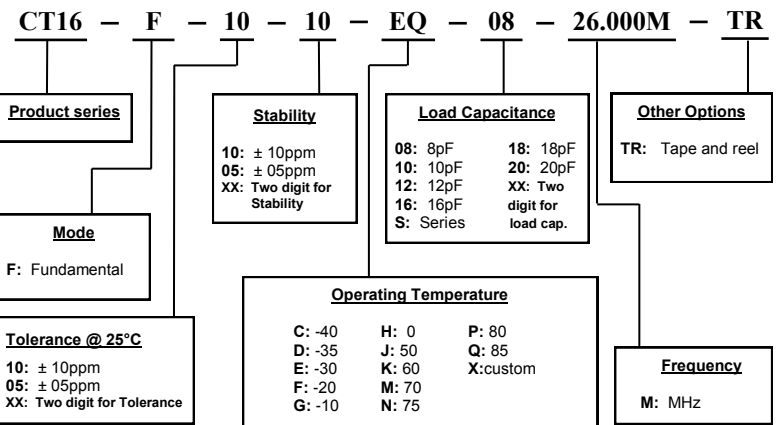
■ SOLDER PATTERN



■ BLOCK DIAGRAM



■ PART NUMBERING GUIDE



Transko Electronics, Inc reserves the right to make changes to the product (s), service (s), and specification (s) described herein without notice. See "Terms of Sale" for details on our website.