

- Remote Control, 1-Port SAW Resonator
- Revision 0: November 2006

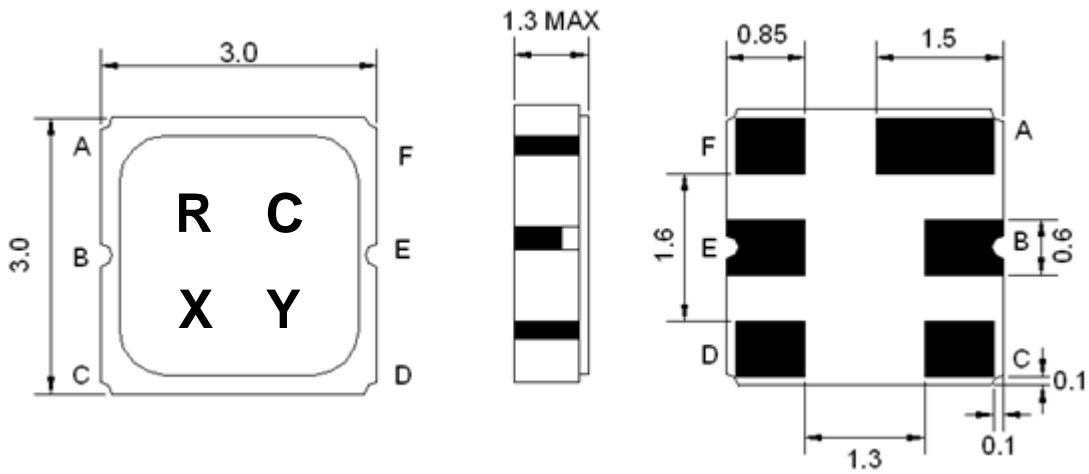
Electrical Characteristics

MAXIMUM RATINGS				
PARAMETERS DESCRIPTION	UNIT	MINIMUM	TYPICAL	MAXIMUM
Operating Temperature Range	°C	-40	-	+85
Storage Temperature Range	°C	-40	-	+85
Maximum DC Voltage	V	-	-	3
Maximum Input Power	dBm	-	-	10
Source Impedance (single ended) ⁽¹⁾	Ω	-	50	-
Load Impedance (single ended) ⁽¹⁾	Ω	-	50	-
Package type & size	M			
Length x Width	mm ²	-	3.0 x 3.0	-
Height	mm	-	-	1.3

ELECTRICAL SPECIFICATION				
PARAMETERS DESCRIPTION	UNIT	MINIMUM	TYPICAL	MAXIMUM
Center Frequency (Fr)	MHz	868.85	868.95	869.05
Insertion Loss	dB	-	1.25	2.5
Unload Quality Factor		-	9800	-
Equivalent Elements				
Motional Capacitance (Cm)	fF	-	0.98	-
Motional Inductance (Lm)	μH	-	35.93	-
Motional Resistance (Rm)	Ω	-	20	-
Parallel Capacitance (Co)	pF	-	2.16	-
Temp. coeff.	ppm/c*2	-	0.032	-
Turnover To	deg.C	-	25	-

Notes: (1) No Matching Network

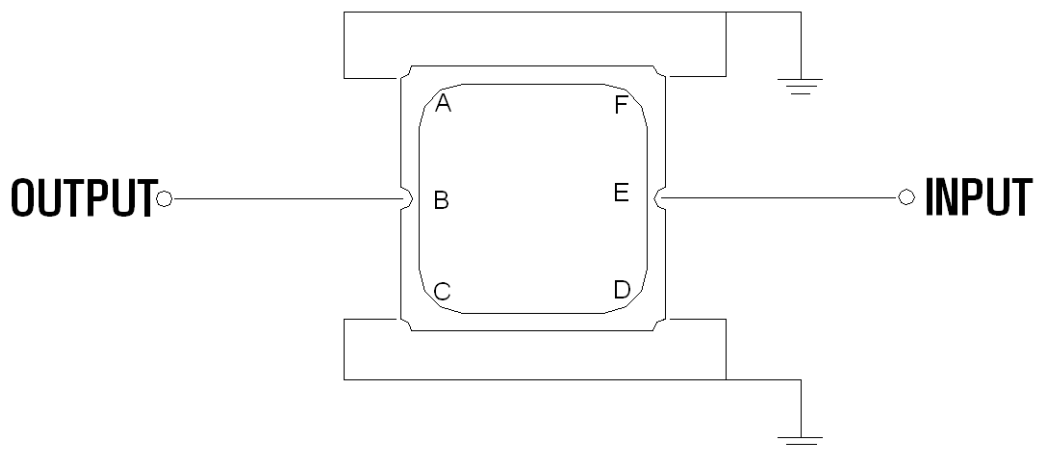
Package Dimensions



Marking Descriptions	
R	Resonator Application
C	Series Number
X	Date Code (Year)
Y	Date Code (Month)

Pin Description	
A, C, D, F	Ground
E	In
B	Out

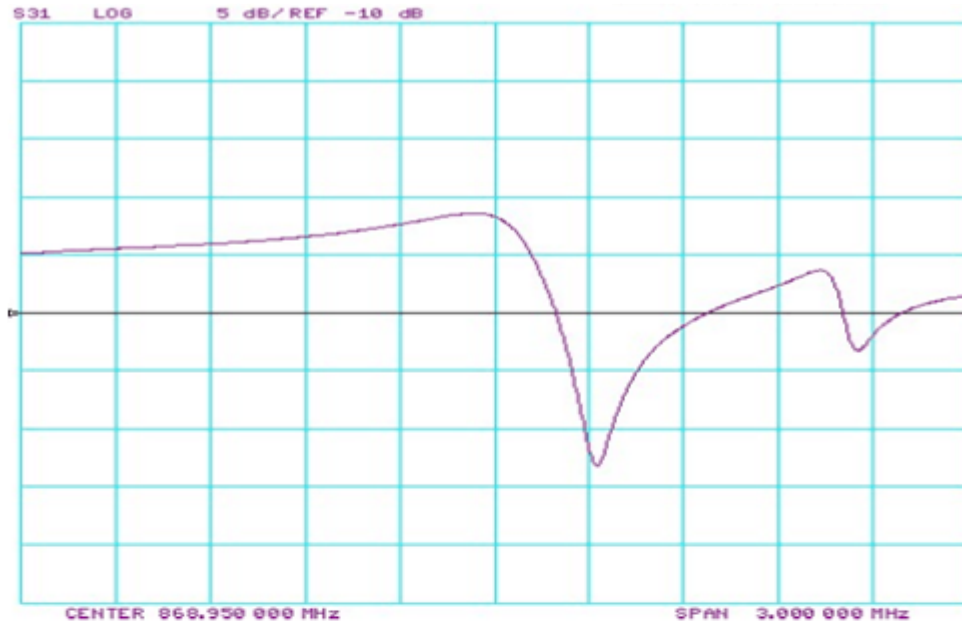
Testing Environment



Source & Load Impedance: 50 Ω

Frequency Characteristics

Frequency Response



Recommended Reflow Profile

