

- CDMA450 A-Band, Balanced RF-Rx SAW Filter
- Revision 0: April 2007

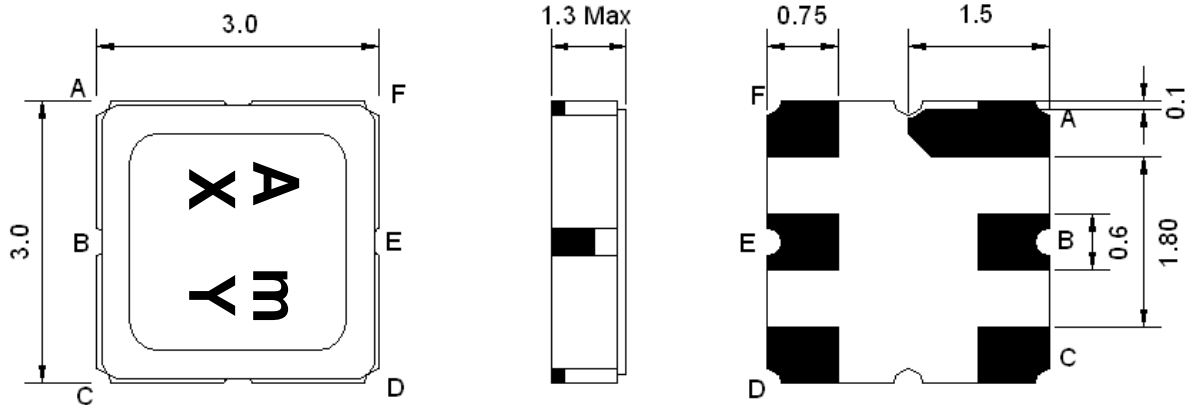
Electrical Characteristics

MAXIMUM RATING				
PARAMETERS DESCRIPTION	UNIT	MINIMUM	TYPICAL	MAXIMUM
Operating Temperature Range	°C	-30	-	+80
Storage Temperature Range	°C	-40	-	+85
Maximum DC Voltage	V	-	-	0
Maximum Input Power	dBm	-	-	25
Source Impedance (single ended) ⁽¹⁾	Ω	-	50	-
Load Impedance (balanced ended) ⁽¹⁾	Ω	-	100	-
Package type & size	M3			
Length x Width	mm ²	-	3.0 x 3.0	-
Height	mm	-	-	1.3

ELECTRICAL SPECIFICATION				
PARAMETERS DESCRIPTION	UNIT	MINIMUM	TYPICAL	MAXIMUM
Center Frequency (Fo)	MHz	-	465.0	-
Insertion Loss within 462.5 ~ 467.5 MHz	dB	-	2.2	4.0
Stop Band Attenuation:				
452.5 ~ 457.5 MHz	dB	35	50	-
480.0 ~ 485.0 MHz	dB	30	35	-
485.0 ~ 507.5 MHz	dB	30	40	-
507.5 ~ 1000.0 MHz	dB	40	50	-
1000.0 ~ 1200.0 MHz	dB	45	55	-
1200.0 ~ 1700.0 MHz	dB	45	55	-
1700.0 ~ 2000.0 MHz	dB	35	50	-
VSWR within 462.5 ~ 467.5 MHz	-	-	2.0	2.5

Notes: (1) No Matching Network .

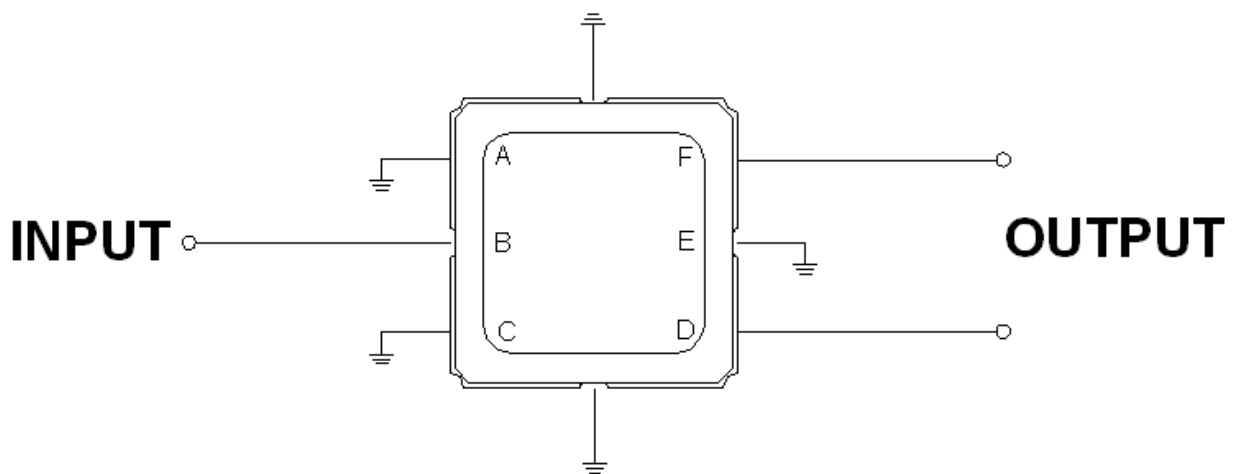
Package Dimensions



Marking Descriptions	
A	CDMA450 Application
m	Series Number
X	Date Code (Year)
Y	Date Code (Month)

Pin Description	
A, C, E	Ground
B	In
D, F	Out

Testing Environment

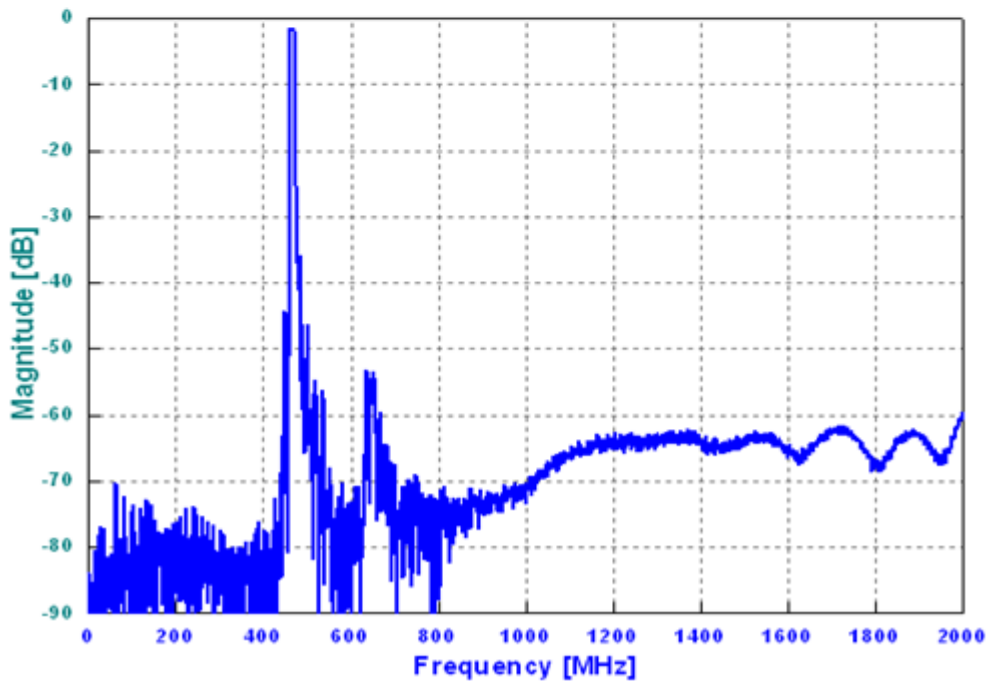
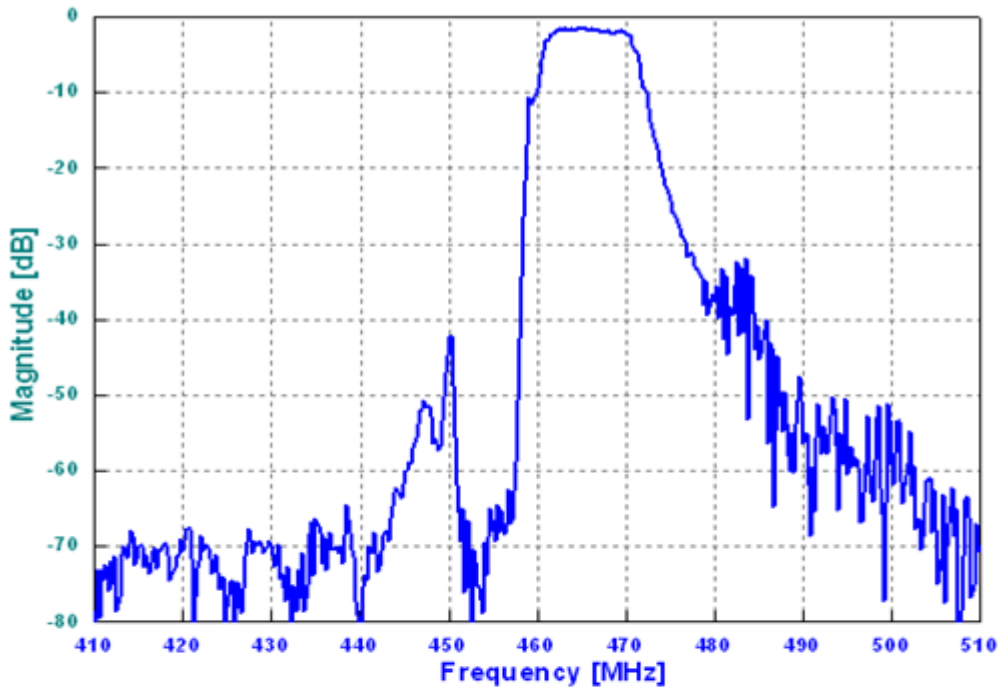


Source Impedance: 50 Ω

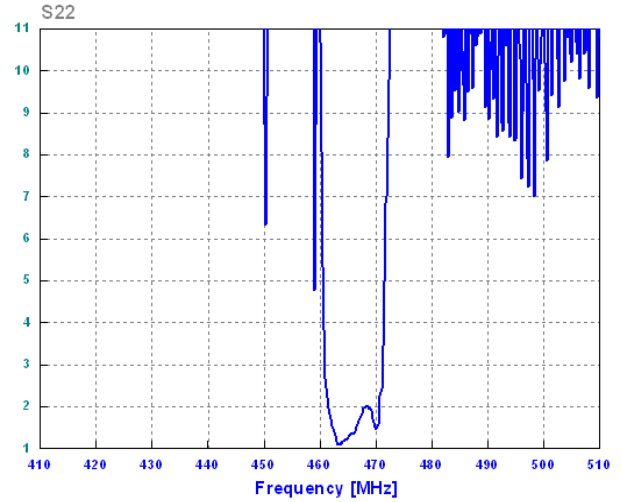
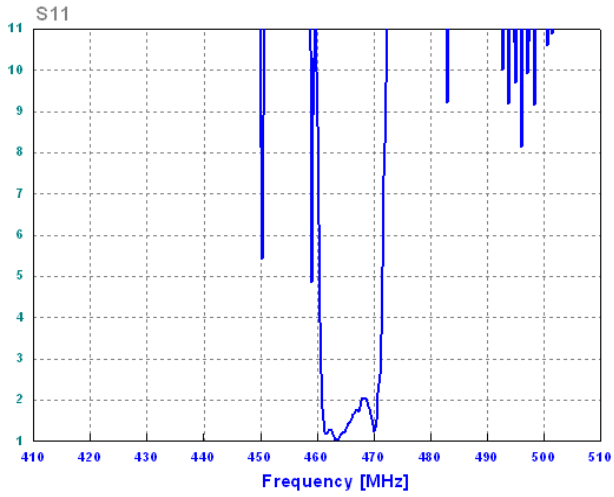
Load Impedance: 100 Ω

Frequency Characteristics

Frequency Response



VSWR



Smith Chart

