

- CDMA 450 G-Band, RF-Tx SAW Filter
- Revision 0: December 2005

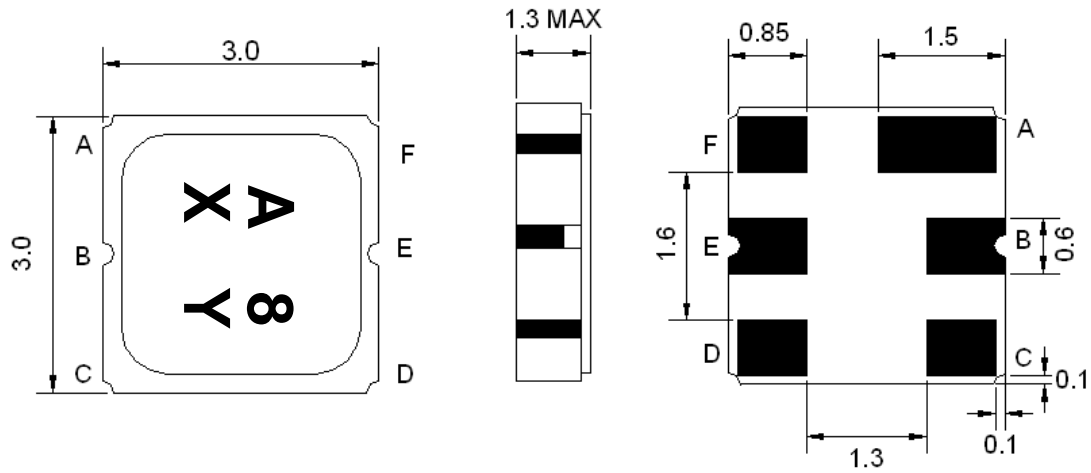
## Electrical Characteristics

MAXIMUM RATING				
PARAMETERS DESCRIPTION	UNIT	MINIMUM	TYPICAL	MAXIMUM
Operating Temperature Range	°C	-30	-	+80
Storage Temperature Range	°C	-40	-	+85
Maximum DC Voltage	V	-	-	0
Maximum Input Power	dBm	-	-	30
Source Impedance (single ended) <sup>(1)</sup>	Ω	-	50	-
Load Impedance (single ended) <sup>(1)</sup>	Ω	-	50	-
Package type & size	M			
Length x Width	mm <sup>2</sup>	-	3.0 x 3.0	-
Height	mm	-	-	1.3

ELECTRICAL SPECIFICATION				
PARAMETERS DESCRIPTION	UNIT	MINIMUM	TYPICAL	MAXIMUM
Center Frequency (Fo)	MHz	-	457.6	-
Insertion Loss within 455.2 ~ 460.0 MHz	dB	-	1.9	2.8
<b>Attenuation:</b>				
0.3 ~ 445.0 MHz	dB	25	28	-
465.2 ~ 470.0 MHz	dB	30	48	-
470.0 ~ 1700.0 MHz	dB	23	27	-
1700.0 ~ 2000.0 MHz	dB	15	22	-
VSWR within 455.2 ~ 460.0 MHz	-	-	1.3	2.0

**Notes:** (1) No Matching Network.

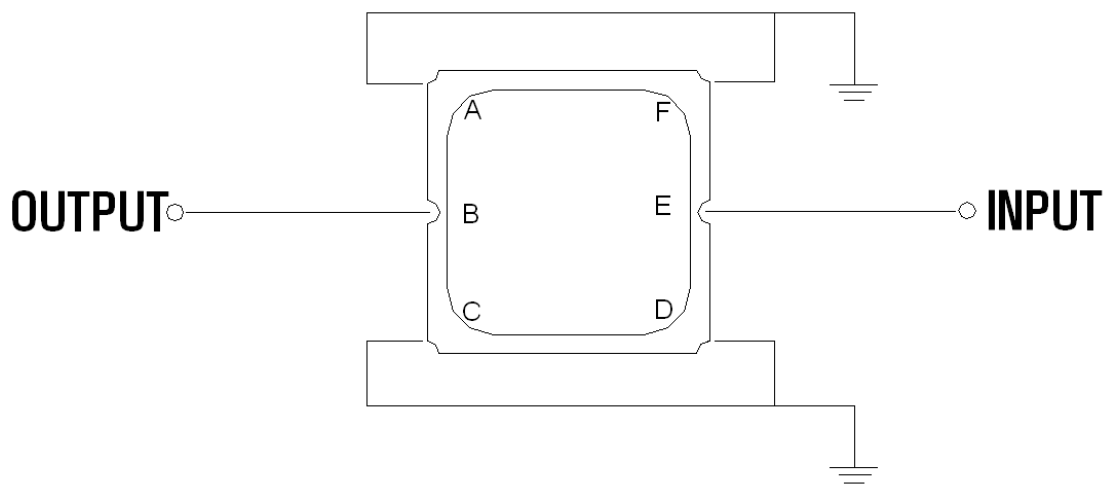
## Package Dimensions



Marking Descriptions	
A	CDMA450 Application
8	Series Number
X	Date Code (Year)
Y	Date Code (Month)

Pin Description	
A, C, D, F	Ground
E	In
B	Out

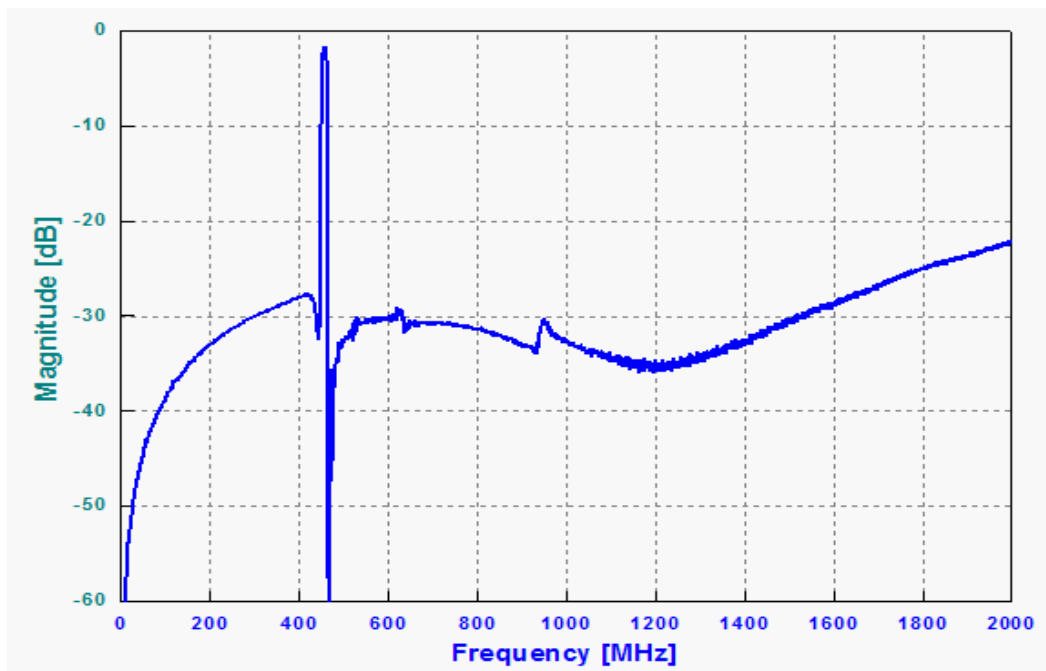
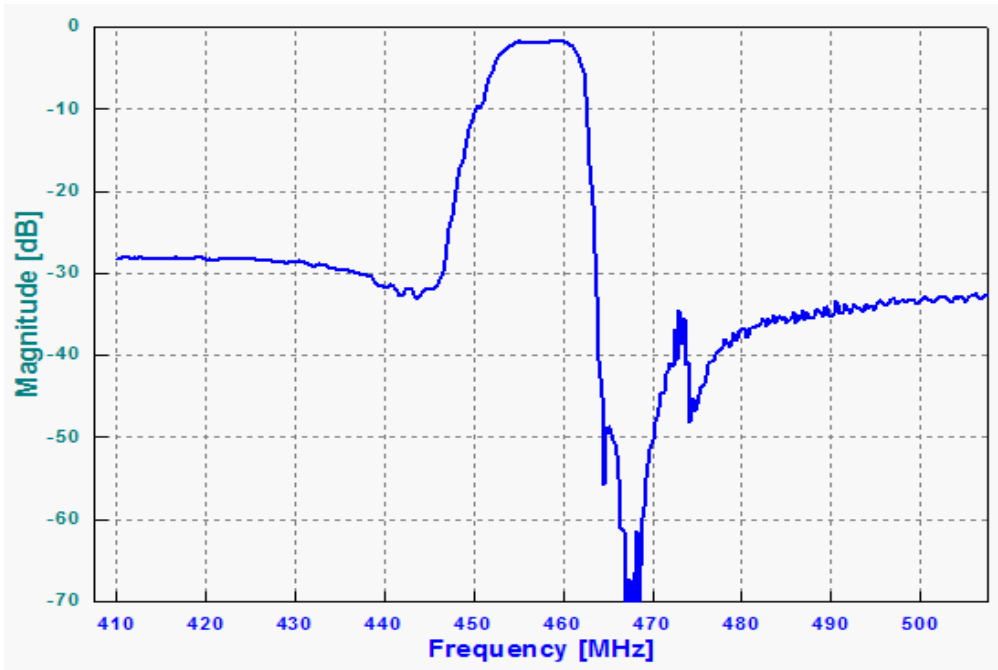
## Testing Environment



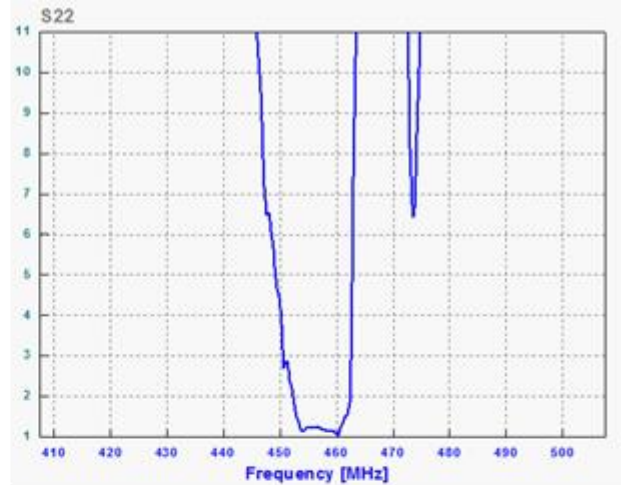
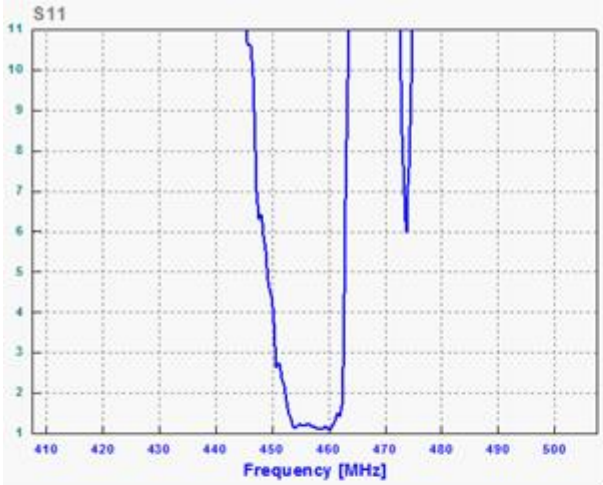
Source & Load Impedance: 50  $\Omega$

## Frequency Characteristics

Frequency Response



**VSWR**



**Smith Chart**

