

- CDMA 450 A-Band, RF-Tx SAW Filter
- Revision 0:

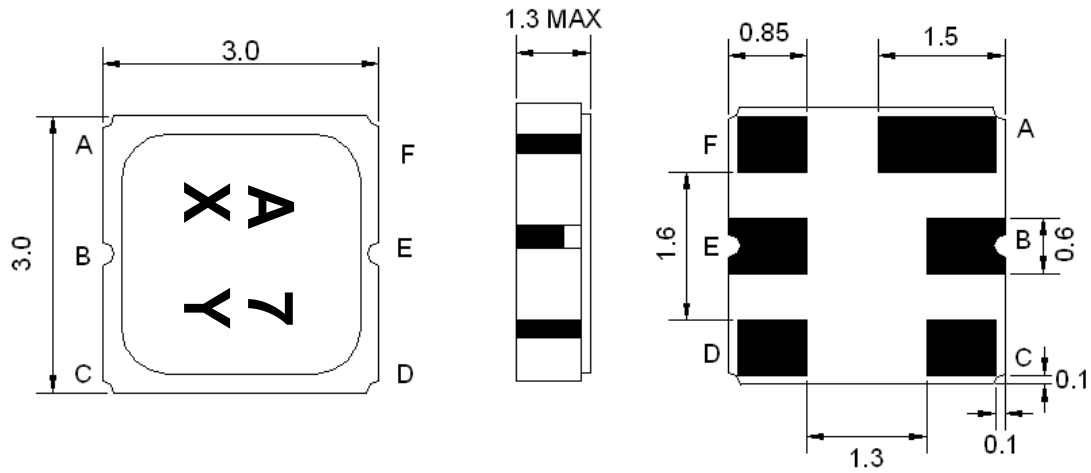
Electrical Characteristics

MAXIMUM RATING				
PARAMETERS DESCRIPTION	UNIT	MINIMUM	TYPICAL	MAXIMUM
Operating Temperature Range	°C	-30	-	+80
Storage Temperature Range	°C	-40	-	+85
Maximum DC Voltage	V	-	-	0
Maximum Input Power	dBm	-	-	30
Source Impedance (single ended) ⁽¹⁾	Ω	-	50	-
Load Impedance (single ended) ⁽¹⁾	Ω	-	50	-
Package type & size	M			
Length x Width	mm ²	-	3.0 x 3.0	-
Height	mm	-	-	1.3

ELECTRICAL SPECIFICATION				
PARAMETERS DESCRIPTION	UNIT	MINIMUM	TYPICAL	MAXIMUM
Center Frequency (Fo)	MHz	-	455	-
Insertion Loss in 452.5 ~457.5 MHz	dB	-	2.2	2.8
Attenuation:				
0.3 ~ 443.0 MHz	dB	25	26	-
462.5 ~ 467.5 MHz	dB	30	47	-
467.5 ~ 1500.0 MHz	dB	25	28	-
1500.0 ~ 2000.0 MHz	dB	15	22	-
VSWR in 452.5 ~ 457.5 MHz	-	-	1.5	2.0

Notes: (1) No Matching Network.

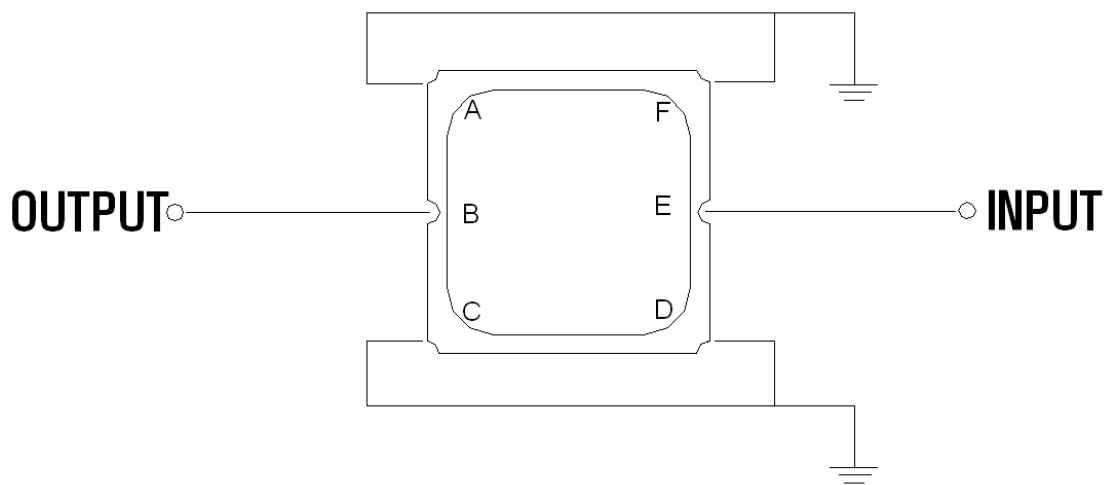
Package Dimensions



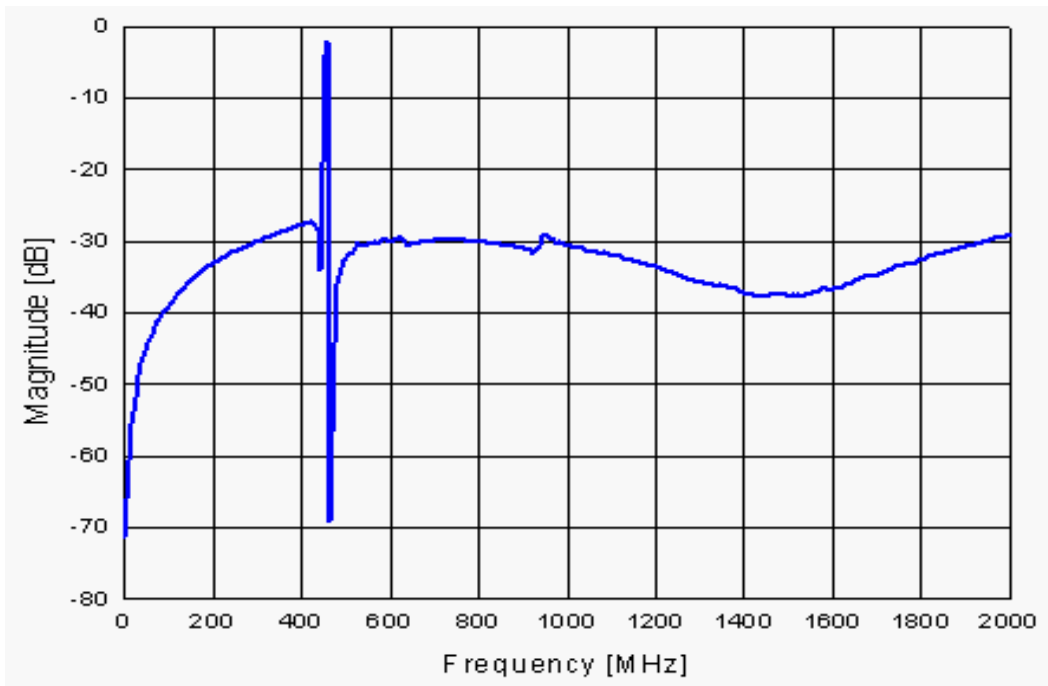
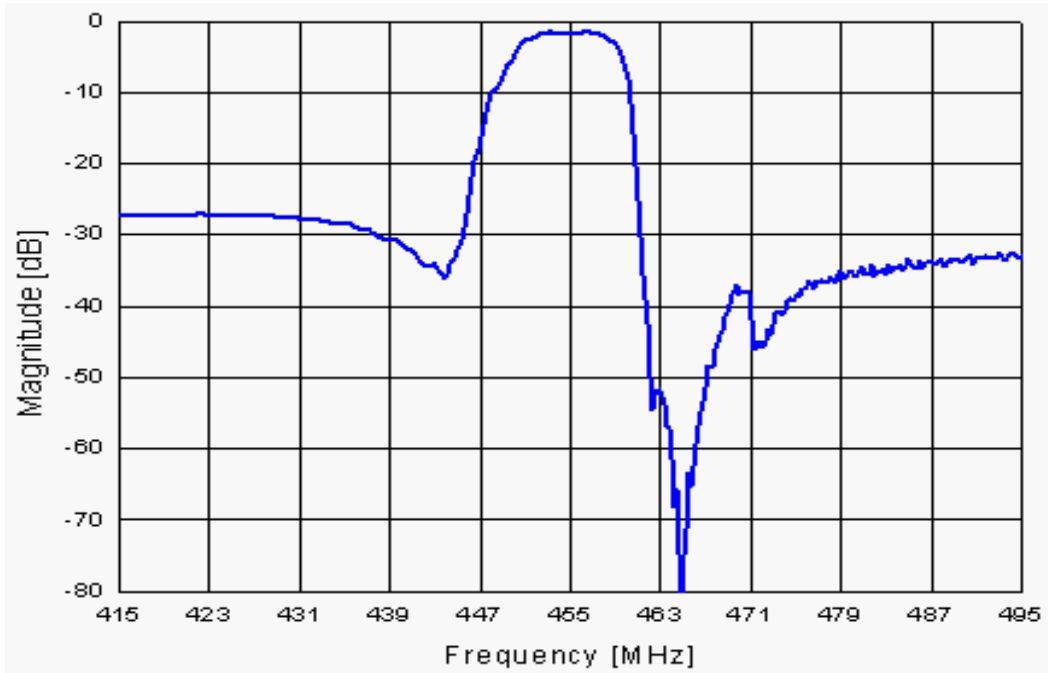
Marking Descriptions	
A	CDMA450 Application
7	Series Number
X	Date Code (Year)
Y	Date Code (Month)

Pin Description	
A, C, D, F	Ground
E	In
B	Out

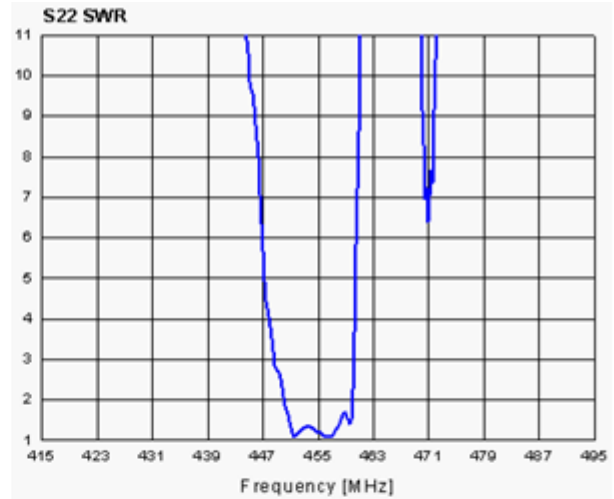
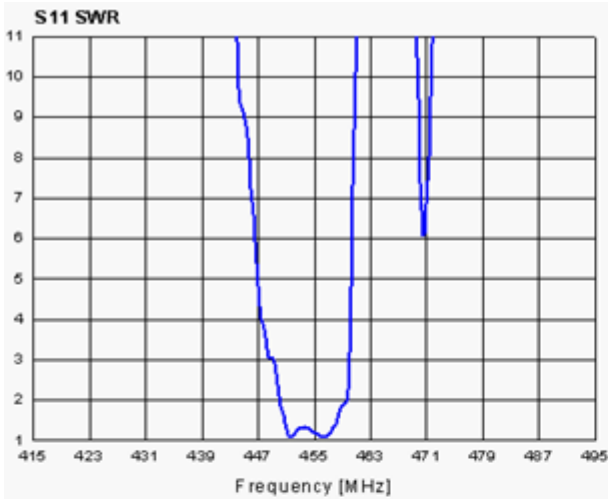
Testing Environment



Source & Load Impedance: 50 Ω

Frequency Characteristics**Frequency Response**

VSWR



Smith Chart

