

- CDMA 450 H-Band, Balanced RF-Tx SAW Filter
- Revision 0: August 2009

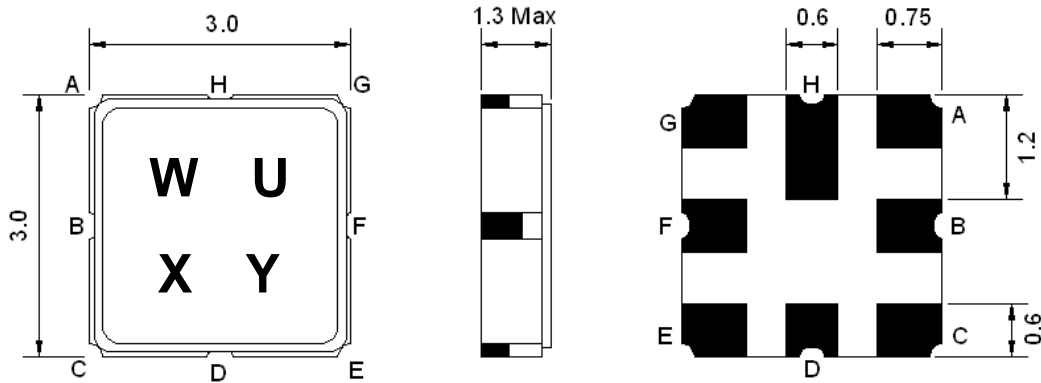
Electrical Characteristics

MAXIMUM RATING				
PARAMETERS DESCRIPTION	UNIT	MINIMUM	TYPICAL	MAXIMUM
Operation Temperature Range	°C	-30	-	+80
Storage Temperature Range	°C	-40	-	+85
Maximum DC Voltage	V	-	-	0
Maximum Input Power	dBm	-	-	0
Source Impedance (balanced ended) ⁽¹⁾	Ω	-	100	-
Load Impedance (single ended) ⁽¹⁾	Ω	-	50	-
Package type & size	M1			
Length x Width	mm ²	-	3.0 x 3.0	-
Height	mm	-	-	1.3

ELECTRICAL SPECIFICATION				
PARAMETERS DESCRIPTION	UNIT	MINIMUM	TYPICAL	MAXIMUM
Center Frequency (Fo)	MHz	-	453.55	-
Insertion Loss within 451.3 ~455.8 MHz	dB	-	2.2	3.0
Stop Band Attenuation:				
0.3 ~ 440.0 MHz	dB	45	50	-
461.3 ~ 465.8 MHz	dB	30	39	-
465.8 ~ 2000.0 MHz	dB	35	38	-
VSWR within 451.3 ~ 455.8 MHz	-	-	2.1	2.5

Notes: (1) No Matching Network.

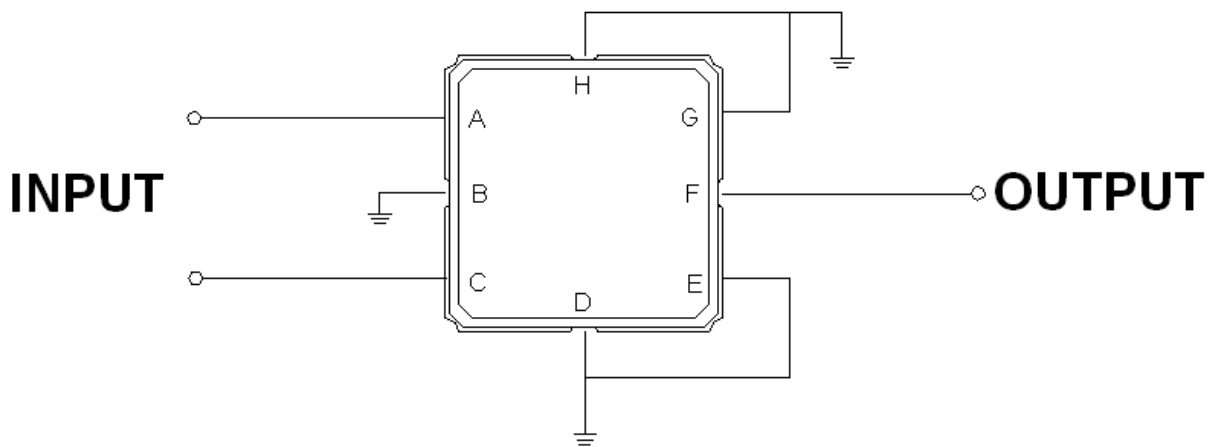
Package Dimensions



Marking Descriptions	
W	CDMA450 Application
U	Series Number
X	Date Code (Year)
Y	Date Code (Month)

Pin Description	
B, D, E, G, H	Ground
A, C	In
F	Out

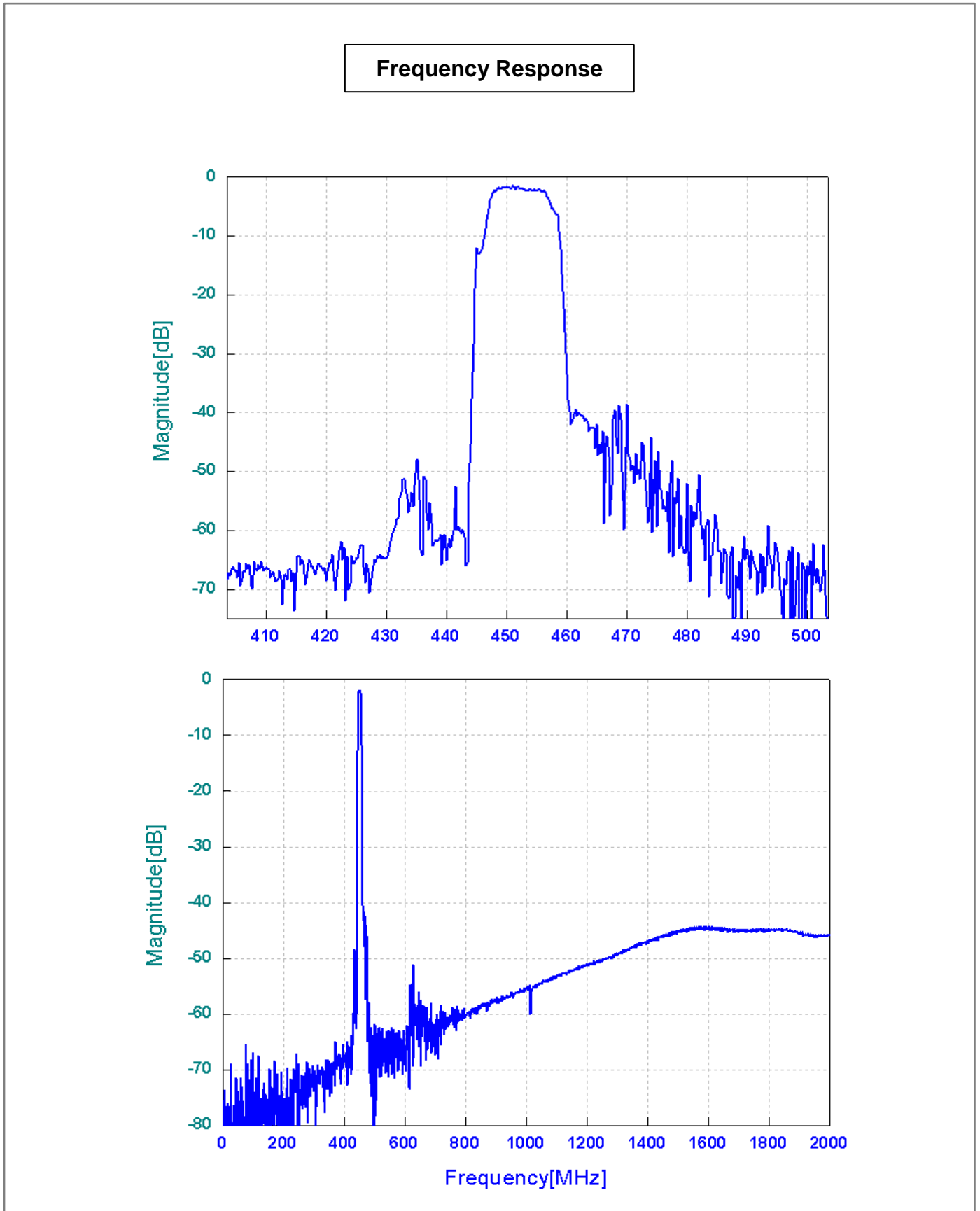
Testing Environment



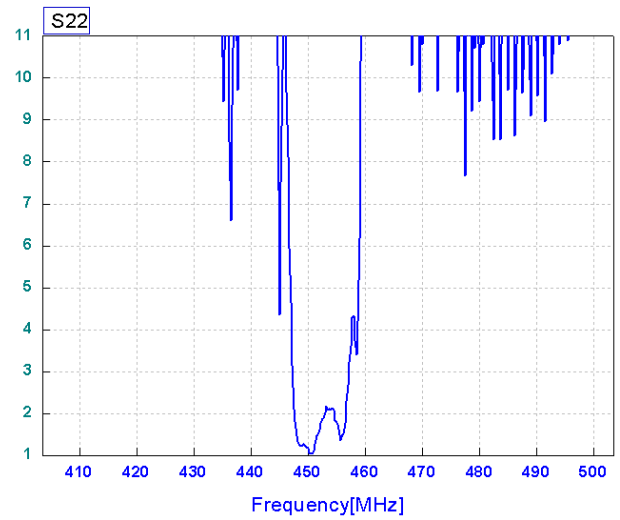
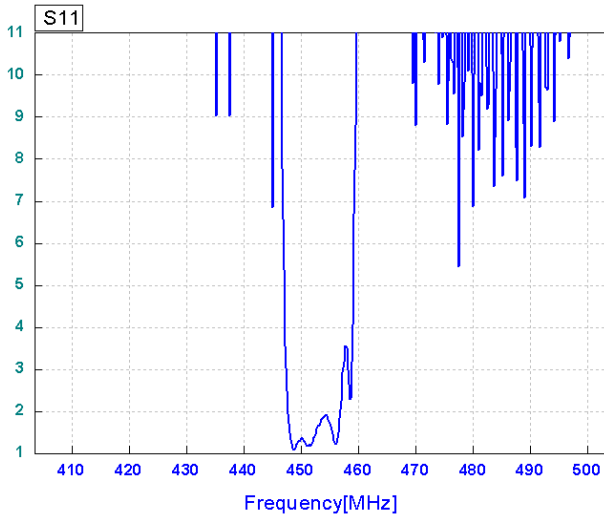
Source Impedance: 100 Ω

Load Impedance: 50 Ω

Frequency Characteristics



VSWR



Smith Chart

