

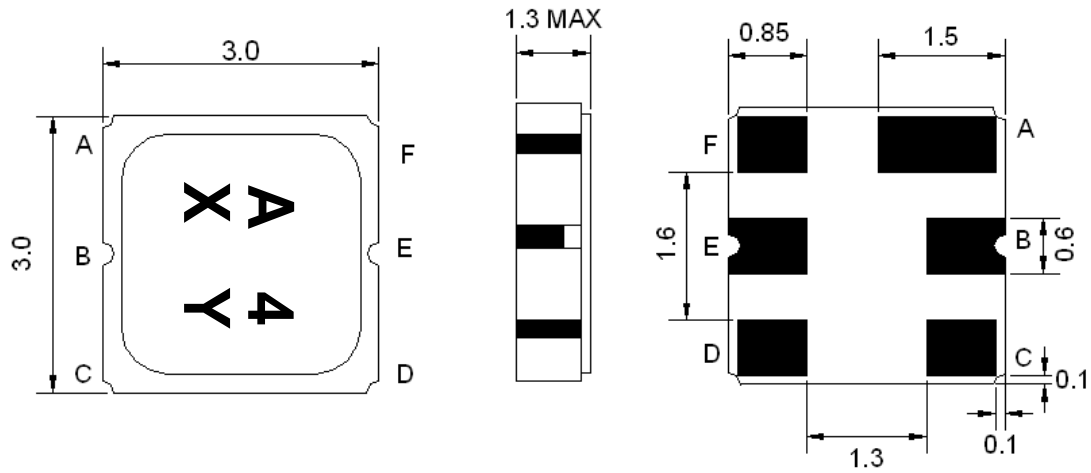
- CDMA 450 C-Band, RF-Tx SAW Filter
- Revision 0: April 2005

Electrical Characteristics

MAXIMUM RATING				
PARAMETERS DESCRIPTION	UNIT	MINIMUM	TYPICAL	MAXIMUM
Operation Temperature Range	°C	-30	-	+80
Storage Temperature Range	°C	-40	-	+85
Maximum DC Voltage	V	-	-	0
Maximum Input Power	dBm	-	-	30
Source Impedance (single ended)	Ω	-	50	-
Load Impedance (single ended)	Ω	-	50	-
Package type & size	M			
Length x Width	mm ²	-	3.0 x 3.0	-
Height	mm	-	-	1.3

ELECTRICAL SPECIFICATION				
PARAMETERS DESCRIPTION	UNIT	MINIMUM	TYPICAL	MAXIMUM
Center Frequency (Fo)	MHz	-	452.5	-
Insertion Loss within 450.0 ~ 454.8 MHz	dB	-	2.0	2.8
Attenuation:				
0.3 ~ 440.0 MHz	dB	25	28	-
460.0 ~ 464.8 MHz	dB	30	48	-
464.8 ~ 1700.0 MHz	dB	20	25	-
1700.0 ~ 2000.0 MHz	dB	15	22	-
VSWR within 450.0 ~ 454.8 MHz	-	-	1.3	2.0

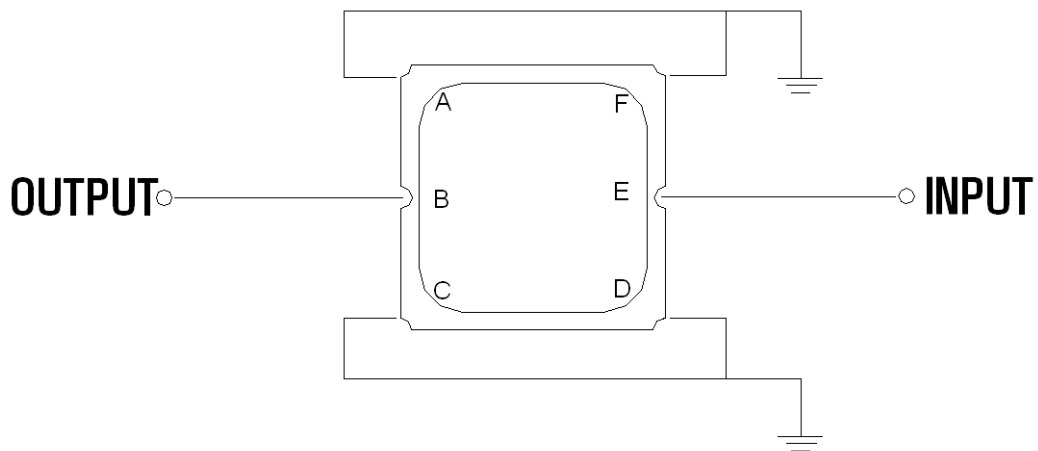
Package Dimensions



Marking Descriptions	
A	CDMA450 Application
4	Series Number
X	Date Code (Year)
Y	Date Code (Month)

Pin Description	
A, C, D, F	Ground
E	In
B	Out

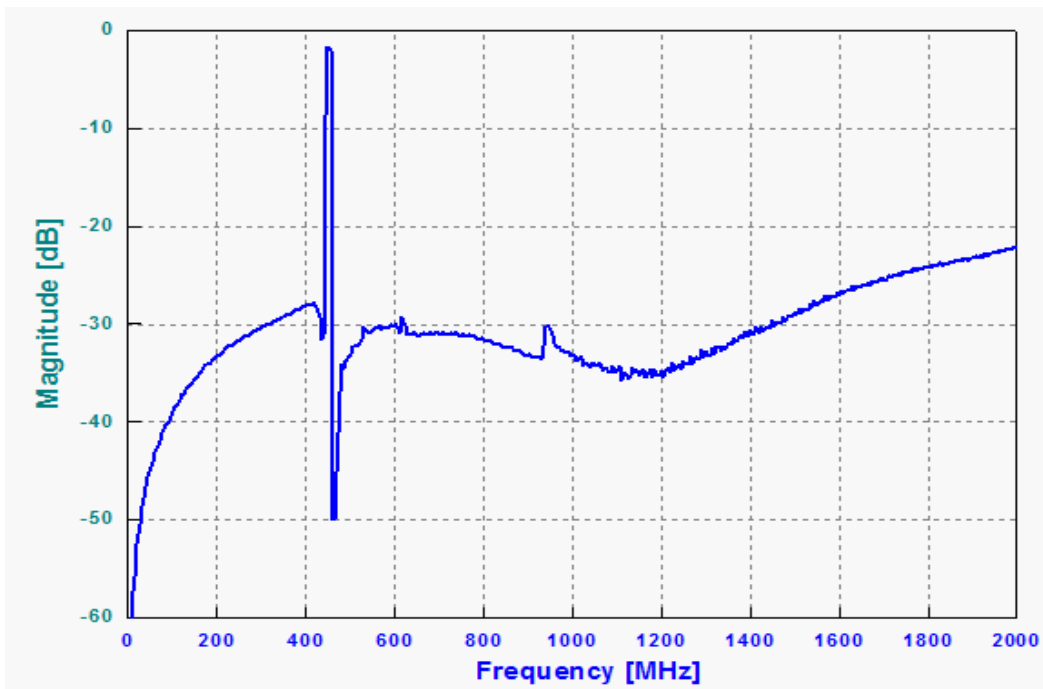
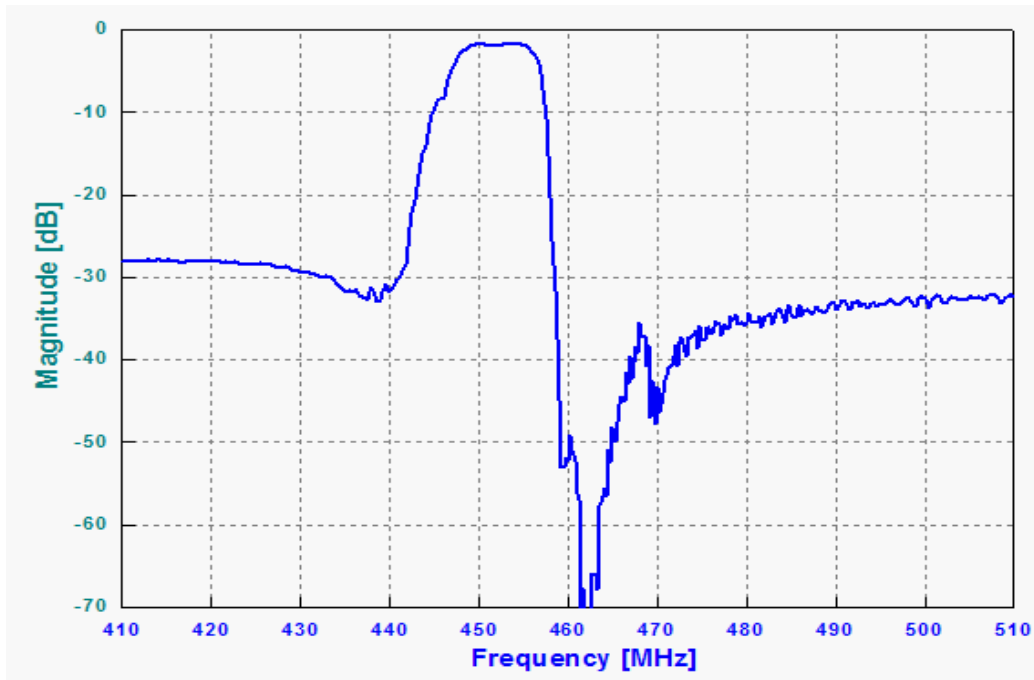
Testing Environment



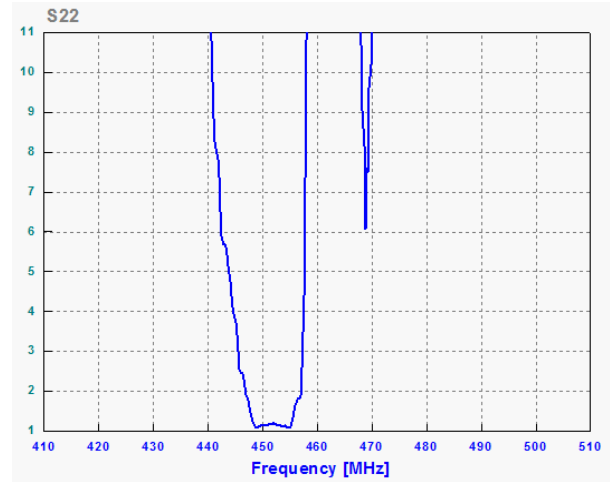
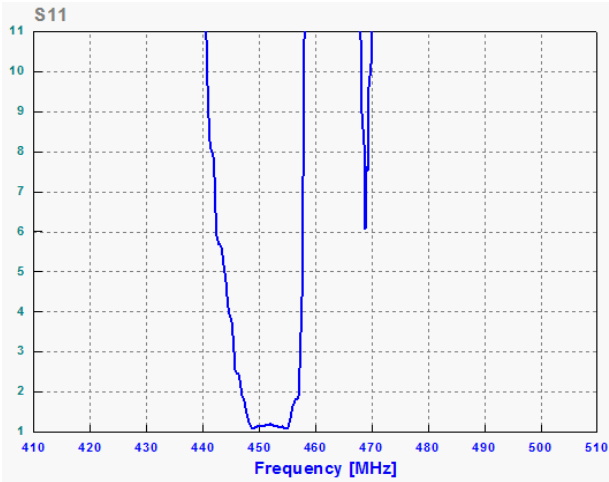
Source & Load Impedance: 50 Ω

Frequency Characteristics

Frequency Response



VSWR



Smith Chart

