

- CDMA 450 E-Band, RF-Tx SAW Filter
- Revision 0: November 2006

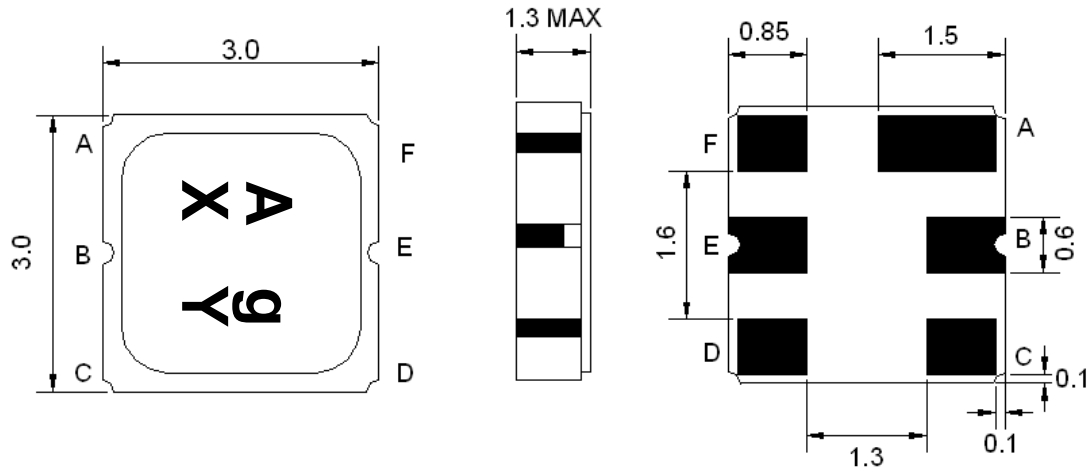
Electrical Characteristics

MAXIMUM RATING				
PARAMETERS DESCRIPTION	UNIT	MINIMUM	TYPICAL	MAXIMUM
Operating Temperature Range	°C	-30	-	+80
Storage Temperature Range	°C	-40	-	+85
Maximum DC Voltage	V	-	-	0
Maximum Input Power	dBm	-	-	30
Source Impedance (single ended) ⁽¹⁾	Ω	-	50	-
Load Impedance (single ended) ⁽¹⁾	Ω	-	50	-
Package type & size	M			
Length x Width	mm ²	-	3.0 x 3.0	-
Height	mm	-	-	1.3

ELECTRICAL SPECIFICATION				
PARAMETERS DESCRIPTION	UNIT	MINIMUM	TYPICAL	MAXIMUM
Center Frequency (Fo)	MHz	-	417.75	-
Insertion Loss in 415.5 ~420.0 MHz	dB	-	2.1	2.8
Stop Band Attenuation:				
0.3 ~ 400.0 MHz	dB	23	26	-
425.5 ~ 430.0 MHz	dB	30	48	-
430.0 ~ 1700.0 MHz	dB	20	25	-
1700.0 ~ 2000.0 MHz	dB	15	20	-
VSWR in 415.5 ~ 420.0 MHz	-	-	1.3	2.0

Notes : (1) No Matching Network .

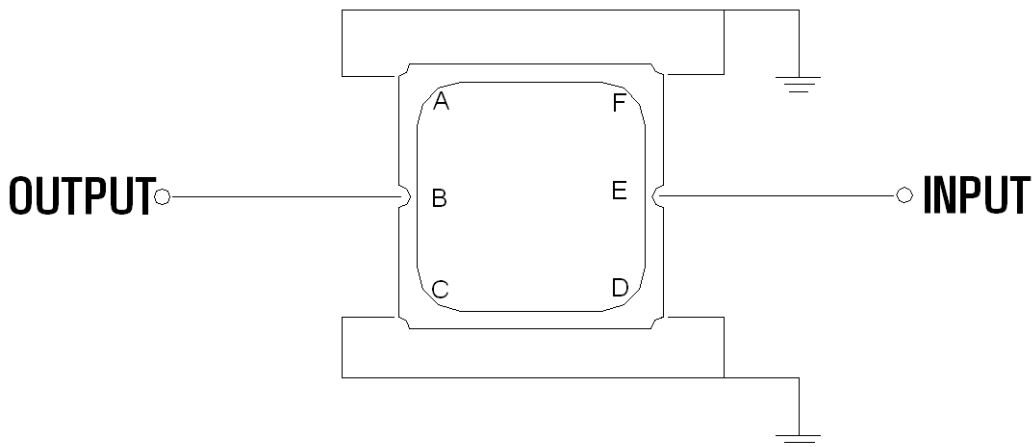
Package Dimensions



Marking Descriptions	
A	CDMA450 Application
g	Series Number
X	Date Code (Year)
Y	Date Code (Month)

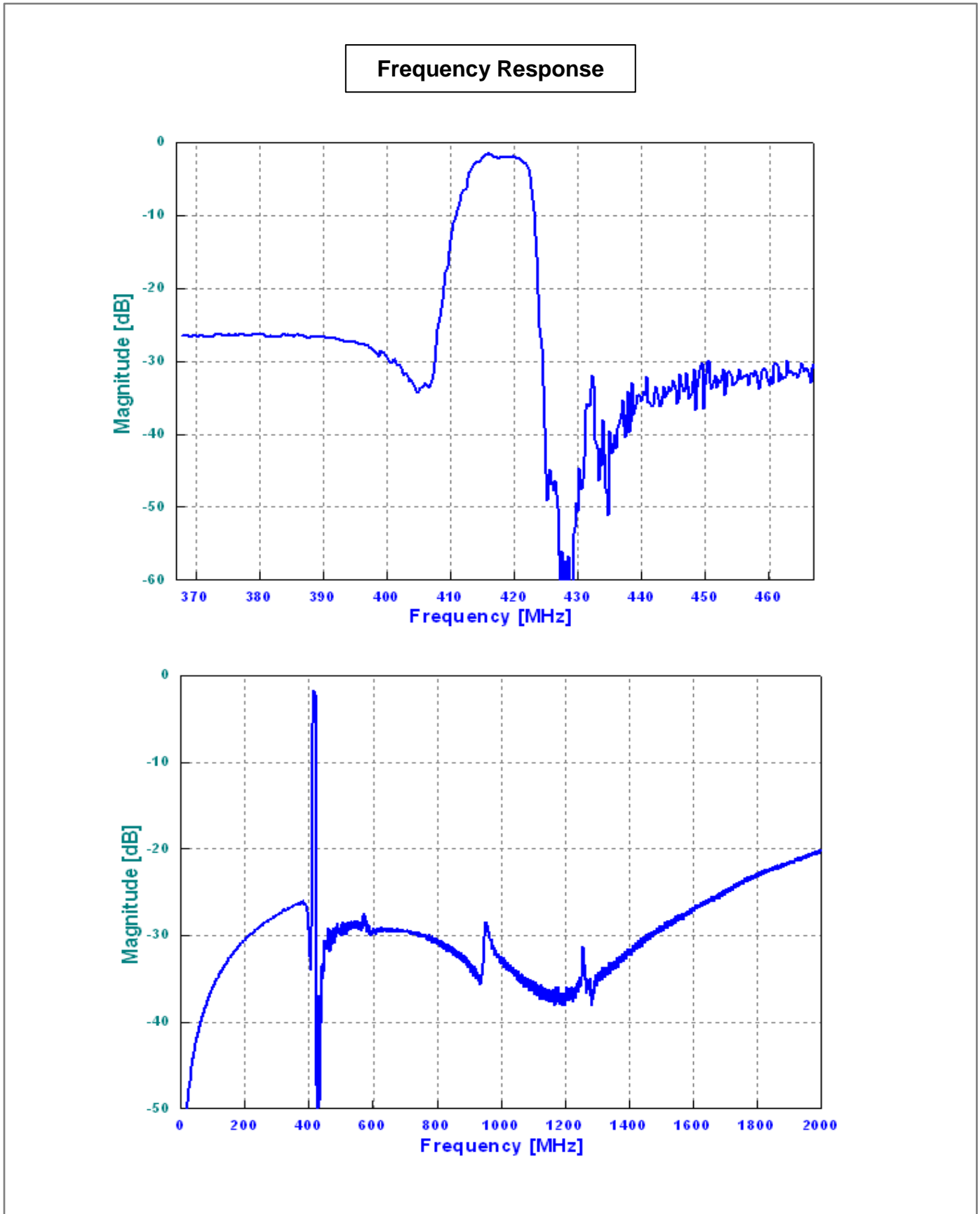
Pin Description	
A, C, D, F	Ground
E	In
B	Out

Testing Environment

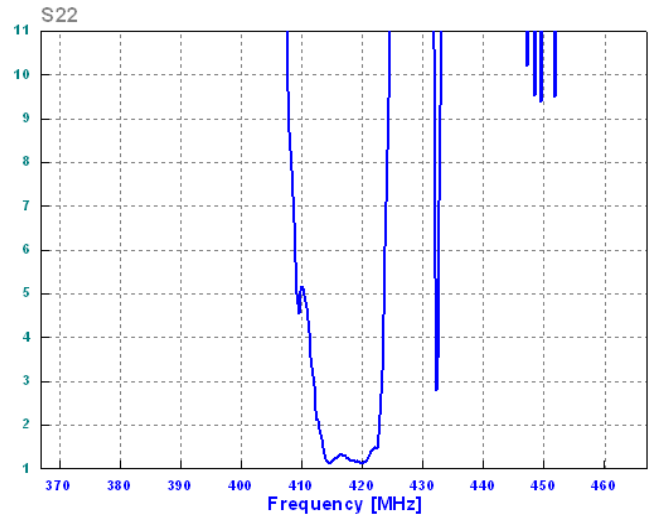
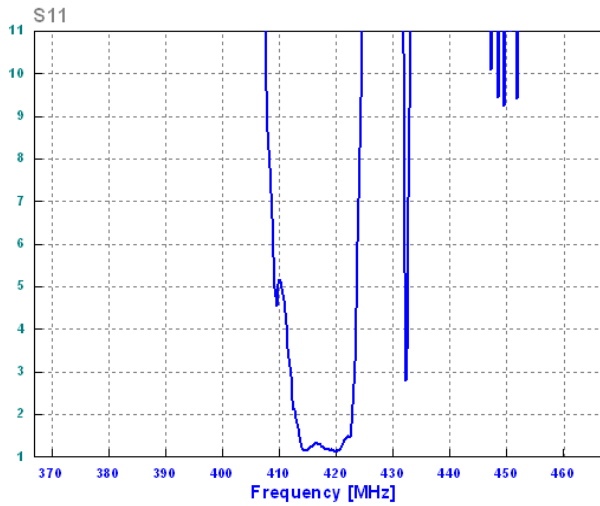


Source & Load Impedance: 50 Ω

Frequency Characteristics



VSWR



Smith Chart

