

**TCXO/VCTCXO ULTRA MINIATURE SMD (2.5 x 2.0 x 0.71mm)**
**FEATURES:**

- LOW VOLTAGE / LOW CURRENT
- REFLOW CAPABLE
- LOW COST FOR A TIGHT STABILITY TCXO

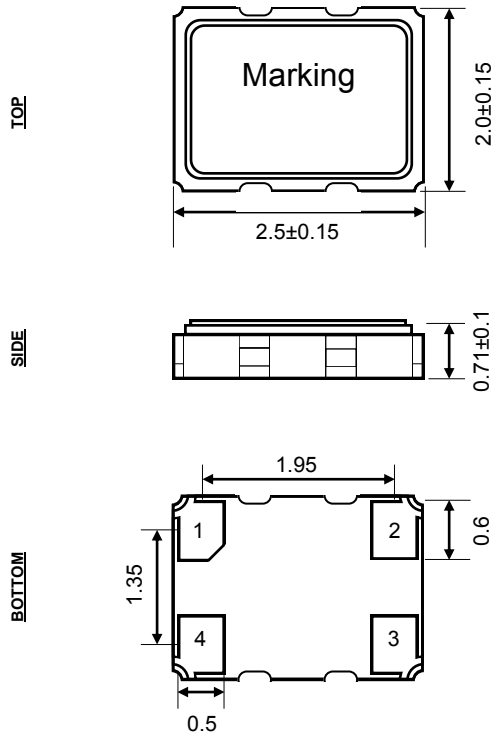
**APPLICATIONS:**

- GPS, GPS Module
- Cellular Phone (CDMA & WCDMA)
- WiMAX, WLAN


**■ SPECIFICATION**

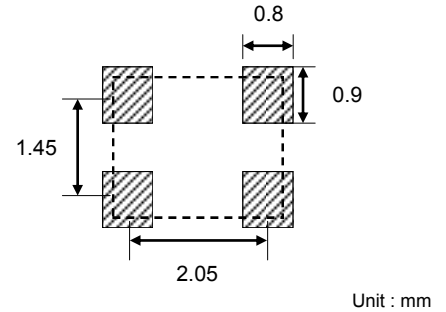
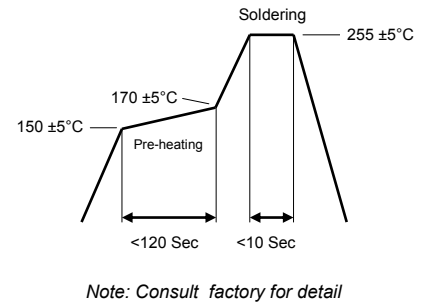
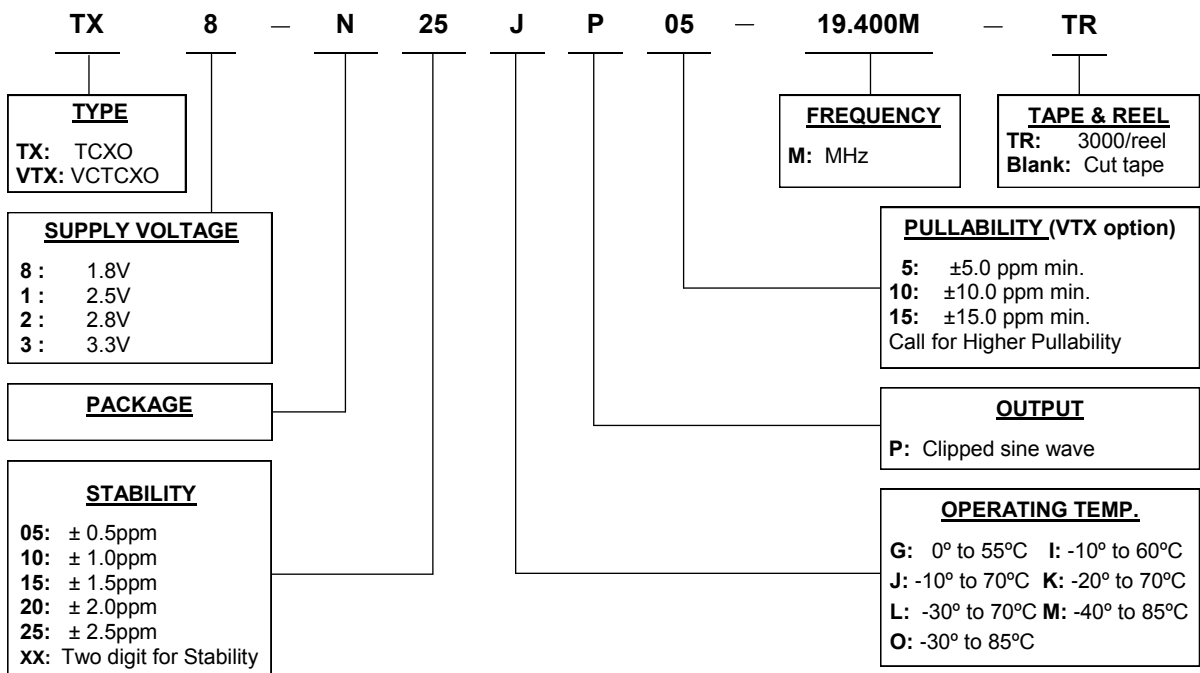
PARAMETER		MIN.	TYP.	MAX.	UNIT	NOTE
FREQUENCY RANGE		13		52	MHz	
STANDARD FREQUENCIES		16.367667M, 16.368M, 16.369M, 19.2M, 19.68M, 20M, 26M, 40M				
FREQUENCY TOLERANCE				±2.0	ppm	
FREQUENCY STABILITY	vs. TEMPERATURE RANGE	±0.5		±2.5	ppm	See P/N guide for other options
	vs. LOAD ± 10%			±0.2	ppm	
	vs. SUPPLY VOLTAGE ± 5%			±0.2	ppm	
	vs. AGING			±1.0	ppm/year	
OPERATING TEMPERATURE RANGE		-40		85	°C	See P/N guide for other options
STORAGE TEMPERATURE RANGE		-55		125	°C	
SUPPLY VOLTAGE ±5%		1.8		3.3	V	See P/N guide for other options
SUPPLY CURRENT	13MHz ≤ f < 26MHz			2.0	mA	
	26MHz ≤ f ≤ 52MHz			2.5	mA	
OUTPUT	LOGIC FAMILY	Clipped Sine wave				
	LOAD	10kΩ//10pF				
	LEVEL	0.8			V <sub>P-P</sub>	
FREQUENCY DEVIATION		±5.0			ppm	See P/N guide for other options
CONTROL VOLTAGE	1.8V	0.3		1.5	V	
	2.5V	0.4		2.4	V	
	2.8V	0.4		2.4	V	
VC INPUT IMPEDANCE		500			kΩ	
SLOPE		Positive				
PHASE NOISE	100Hz		-115		dBc/Hz	@ 19.2MHz
	1kHz		-135		dBc/Hz	
	10kHz		-148		dBc/Hz	

*Transko Electronics, Inc reserves the right to make changes to the product (s), service (s), and specification (s) described herein without notice. See "Terms of Sale" for details on our website.*

**■ PACKAGE DIMENSIONS**


Unit : mm

Pin Configuration	
1	N/C or Vc
2	GND
3	Output
4	V <sub>DD</sub>

**■ SOLDER PATTERN**

**■ REFLOW PROFILE**

**■ PART NUMBERING GUIDE**


Transko Electronics, Inc reserves the right to make changes to the product (s), service (s), and specification (s) described herein without notice. See "Terms of Sale" for details on our website.